



The perfect solutions for every garden!



PRODUCT CATALOG

www.duramaxbp.com



VINYL SHEDS	04 - 21
METAL SHEDS	22 - 37
DECK BOXES	38 - 45
SMALL STORAGE SHEDS	46 - 65
GARAGES & SHELTERS	66 - 77
INSULATED BUILDINGS	78 - 85
INDOOR FURNITURE	86 - 115
OUTDOOR FURNITURE	116 - 131
ICEBOXES & COOLERS	132 - 155



VINYL SHEDS

6 - 21

PREMIER SERIES

8 - 11

PLUS SERIES

12 - 17

CLASSIC SERIES

18 - 19

ACCESSORY KITS

20

OUTDOOR STORAGE

VINYL SHEDS

The Duramax Vinyl sheds comes in aesthetically pleasing designs which are highlighted with contrasting colors of dark grey & adobe, ivory & brown and all ivory that blends into and enhances any yard or patio.

Constructed of superior fire-retardant & all-weather vinyl resin and heavy duty thick metal galvanized interior structure, these sheds have superior strength and durability.

The wall columns are reinforced with solid metal that gives the sheds added strength and allows the mounting of shelves or hang garden tools.

Available in variety of designs and sizes that are suitable for any type of backyards and patios.



Steel Barrel Bolt Door Lock on Top & Bottom



Shatterproof Windows (number of windows varies)



Air Ventilation System for better air circulation



Heavy Duty Floor Panel

OR



Galvanized Steel Foundation Frame Kit



Door Handles with Padlock Eyes



Heavy Duty Plastic Door Hinges

/



Heavy Duty Metal Door Hinges



Strong Steel Roof Truss Carries 20 lb/sq.ft. Snow Load



Easy Assembly



For All-Weather Conditions



Roof Snow Weight Load of 20 lbs per sq. ft



Strength & Durability



Weatherproof & UV Resistant



Fire Retardant



Limited 15 Year Warranty

AVAILABLE IN:

Adobe & Dark Grey



PLUS SERIES

Adobe & Brown



Ivory & Brown



PREMIER SERIES

Ivory



CLASSIC SERIES

VINYL SHEDS



PLUS SERIES



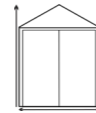
PREMIER SERIES



CLASSIC SERIES



STOREALL 8 x 6



245.4 x 168 x 222.7 cm
96.6 x 66.1 x 87.6 inch



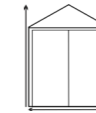
SKU: 30115



SCAN FOR
MORE DETAILS



WOODSIDE 10.5 x 8



324.8 x 247 x 233.2 cm
127.8 x 97.2 x 91.8 inch



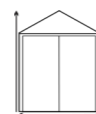
SKU: 30214



SCAN FOR
MORE DETAILS



DURAPLUS 8 x 8



247.3 x 246.4 x 234.4 cm
97.3 x 97 x 92.2 inch



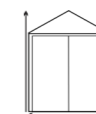
SKU: 30114



SCAN FOR
MORE DETAILS



APEX 10.5 x 8



326.2 x 249.3 x 234.4 cm
128.4 x 98.1 x 92.2 inch



SKU: 30216

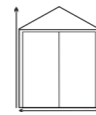


SCAN FOR
MORE DETAILS

PREMIER SERIES



WOODBIDGE Plus 10.5 x 8



247 x 324.8 x 233.2 cm
97.2 x 127.8 x 91.8 inch



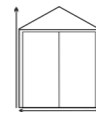
SKU: 40214



SCAN FOR
MORE DETAILS



WOODBIDGE Plus 10.5 x 10.5



326 x 324.8 x 233.2 cm
128.3 x 127.8 x 91.8 inch



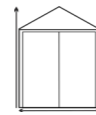
SKU: 40224



SCAN FOR
MORE DETAILS



WOODBIDGE Plus 10.5 x 13



405 x 324.8 x 233.2 cm
159.4 x 127.8 x 91.8 inch



SKU: 40234

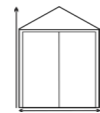


SCAN FOR
MORE DETAILS





EVERMORE 4 x 6

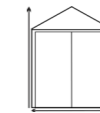
 102.7 x 180.5 x 191.3 cm
40.4 x 71 x 75.3 inch

 SKU: 30625 

 SCAN FOR MORE DETAILS



YARDMATE PENT PLUS 5 x 3

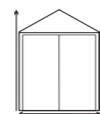
 171 x 92 x 202 cm
67.3 x 36.2 x 79.5 inch

 SKU: 05325 

 SCAN FOR MORE DETAILS



STOREMATE PLUS 6 x 6

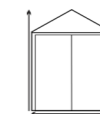
 191 x 191 x 213 cm
75.1 x 75.1 x 83.8 inch

 SKU: 30425 

 SCAN FOR MORE DETAILS



YARDMATE PLUS 5 x 5

 171 x 161.1 x 209.8 cm
67.3 x 63.4 x 82.5 inch

 SKU: 35525 

 SCAN FOR MORE DETAILS



WOODSIDE PLUS 10.5 x 8

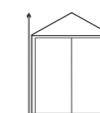
 324.8 x 247 x 233.2 cm
127.8 x 97.2 x 91.8 inch

 SKU: 30227 

 SCAN FOR MORE DETAILS



YARDMATE PLUS 5 x 8

 161.1 x 250 x 209.8 cm
63.4 x 98.4 x 82.5 inch

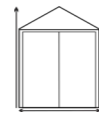
 SKU: 35825 

 SCAN FOR MORE DETAILS

PLUS SERIES



STOREMAX PLUS 7 x 7

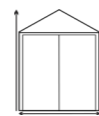
 210.6 x 210.6 x 231 cm
82.9 x 82.9 x 90.9 inch

 SKU: 30325  1

 SCAN FOR MORE DETAILS



SIDEMATE PLUS 4 x 8

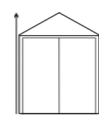
 122.2 x 241.7 x 187.4 cm
48.1 x 95.1 x 73.7 inch

 SKU: 36625  1

 SCAN FOR MORE DETAILS



WOODBIDGE II PLUS 10.5 x 8

 324.8 x 247 x 233.2 cm
127.8 x 97.2 x 91.8 inch

 SKU: 20225  1

 SCAN FOR MORE DETAILS



STOREMAX PLUS 10 x 8

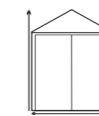
 324.8 x 246.9 x 233.2 cm
127.9 x 97.2 x 91.8 inch

 SKU: 30225  1

 SCAN FOR MORE DETAILS



SIDEMATE PLUS 4 x 10

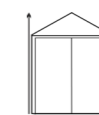
 318.3 x 122.2 x 187.4 cm
125.3 x 48.1 x 73.7 inch

 SKU: 36725  1

 SCAN FOR MORE DETAILS



SIDEMATE PRO 10 x 4

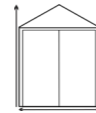
 318.3 x 122.2 x 187.4 cm
125.3 x 48.1 x 73.7 inch

 SKU: 36825  1

 SCAN FOR MORE DETAILS



APEX PRO PLUS 10.5 x 8



326.3 x 247.3 x 234.7 cm
128.4 x 97.3 x 92.4 inch



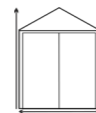
SKU: 40116



SCAN FOR
MORE DETAILS



APEX PRO PLUS 15 x 8



484.2 x 247.3 x 234.7 cm
190.6 x 97.3 x 92.4 inch



SKU: 40216



SCAN FOR
MORE DETAILS

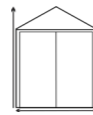


EVERMORE 4 x 6

CLASSIC SERIES



SIDEMATE 4 x 8



122.2 x 241.7 x 187.4 cm
48.1 x 95.1 x 73.7 inch



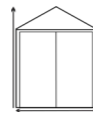
SKU: 06625



SCAN FOR
MORE DETAILS



DURAMATE 8 x 6



241.8 x 160.7 x 187.5 cm
95.1 x 63.2 x 73.8 inch



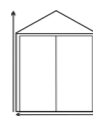
SKU: 00184



SCAN FOR
MORE DETAILS



SIDEPRO 10.5 x 3



319.3 x 84.6 x 233.2 cm
125.7 x 33.3 x 91.8 inch



SKU: 98001

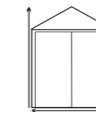


SCAN FOR
MORE DETAILS

VINYL SHEDS



SIDEMATE 4 x 10



122.2 x 318.3 x 187.4 cm
48.1 x 125.3 x 73.7 inch



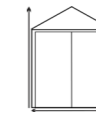
SKU: 06725



SCAN FOR
MORE DETAILS



DURAMATE 8 x 8



241.8 x 241.8 x 185.5 cm
95.1 x 95.1 x 73 inch



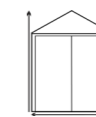
SKU: 00384



SCAN FOR
MORE DETAILS



WOODBRIIDGE5 10.5 x 5



319.3 x 160.7 x 233.2 cm
125.7 x 63.2 x 91.8 inch



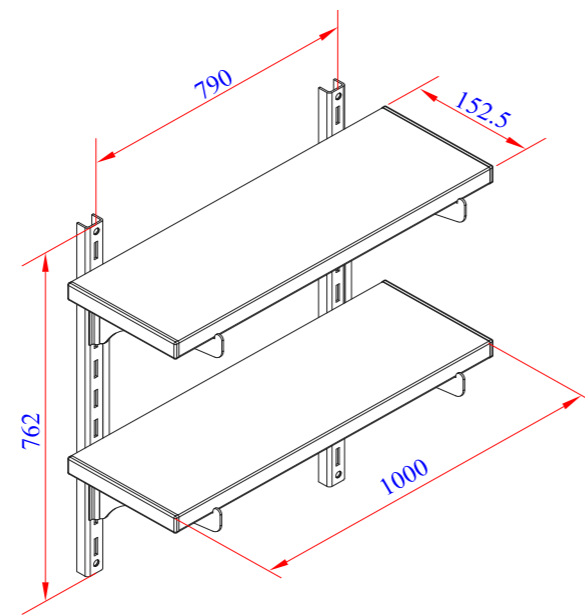
SKU: 00283



SCAN FOR
MORE DETAILS



SHELVING KIT



SKU: 01000



SCAN FOR MORE DETAILS

SUITABLE FOR:

- STOREALL 8 x 6
- DURAPLUS 8 x 8
- WOODSIDE 10.5 x 8
- APEX 10.5 x 8
- WOODBRIDGE Plus 10.5 x 8
- WOODBRIDGE Plus 10.5 x 10.5
- WOODBRIDGE Plus 10.5 x 13
- YARDMATE PENT PLUS 5 x 3
- YARDMATE PLUS 5 x 5
- YARDMATE PLUS 5 x 8
- SIDEMATE PLUS 4 x 8
- SIDEMATE PLUS 4 x 10
- STOREMATE PLUS 6 x 6
- WOODSIDE PLUS 10.5 x 8
- WOODBRIDGE II PLUS 10.5 x 5
- WOODBRIDGE II PLUS 10.5 x 8
- APEX PRO PLUS 10.5 x 8
- APEX PRO PLUS 15 x 8
- SIDEMATE 4 x 8
- SIDEMATE 4 x 10
- DURAMATE 8 x 6
- DURAMATE 8 x 8
- SIDEPRO 10.3 x 8
- WOODBRIDGE5 10.5 x 5





METAL SHEDS

24 - 39

ALU SERIES

24 - 25

PALLADIUM SERIES

26 - 27

ALPINE SERIES

28 - 29

TOP SERIES

30 - 33

ECO SERIES

34 - 39

OUTDOOR STORAGE

ALU SERIES

The Duramax Aluminium Skylight sheds combine aesthetic beauty and structural integrity for a unique, secured, and attractive shed that can match any garden.

The ALL Aluminium storage sheds are available in 8 x 6, 10 x 6 & 10 x 8 and they will not rust, rot or mildew and are maintenance-free.

These sheds open their interior to sunlight with a top skylight and side window.

The Aluminium Sheds feature reinforced groove, great strength resistance to corrosion and strong dent resistant walls that ensures longevity. The 19 Degree and 30 Degree roof design provide easy water run-off.

These sheds are a solution for your garden or caravan parks where non-combustible storage sheds are compulsory and will provide a durable storage solution that lasts for a lifetime.



Built-in Dual Slotted Air Ventilation System



Shatterproof Window on Side



Front skylight window for natural daylight



Strong Lock Handle Door with Keys



Galvanized Steel Foundation Frame Kit



Built-in Rain Gutter with End Drop on Front & Back Sides



Steel Barrel Bolt Door Lock on Top & Bottom



Strong Steel Roof Truss Carries 18 lbs /sq.ft. Snow Load



Easy Assembly



For All-Weather Conditions



Roof Snow Weight Load of 18 lbs per sq. ft



Strength & Durability



Weatherproof & UV Resistant



Fire Retardant

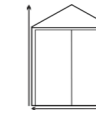


Limited 15 Year Warranty

ALUMINIUM SHEDS



ALU 8 x 6



263.2 x 182.5 x 230.9 cm
103.6 x 71.8 x 90.9 inch



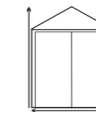
SKU: 01072



SCAN FOR MORE DETAILS



ALU 10 x 6



323.3 x 182.5 x 230.9 cm
127.3 x 71.8 x 90.9 inch



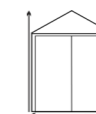
SKU: 01172



SCAN FOR MORE DETAILS



ALU 10 x 8



323.3 x 242.6 x 235.6 cm
127.3 x 95.5 x 92.9 inch



SKU: 01272



SCAN FOR MORE DETAILS

PALLADIUM SERIES

The Palladium series is made with the highest grade of metal material, making them the best option in the market!
 With its unique design that opens its interior to sunlight with a top window that runs the width of the shed, these storage sheds provide strength and beauty which brings the outdoor storage to a modern world.

The heavy duty galvanized steel interior beams and columns and the double thick galvanized steel walls offer a secure and unmatched attractive shed that suits to any garden or landscape.

The Palladium is painted using a hot dipped process to protect the sheds' look and insure long life. The treated panels offer the constant of zero attack and this is underlined by the 25-year warranty against rust.

To ease loading of the shed, a ramp is added in front of the door. This shed has everything to satisfy the owner!



Hydraulic Shock to Keep Door Open



Strong Steel Roof Truss Carries 20 lbs /sq.ft. Snow Load



Front skylight window for natural daylight




Strong Lock Handle Door with Keys




Galvanized Steel Foundation Frame Kit



Built-in Rain Gutter with End Drop



Made of Double Thick Galvanized Prepainted Steel



Door ramp for easy loading of heavy items



2x Shelf Kits, Tool Holder & 4x Shovel Hangers (Sold Separately)



Easy Assembly



For All-Weather Conditions



Roof Snow Weight Load of 20 lbs per sq. ft



Strength & Durability



Weatherproof & UV Resistant



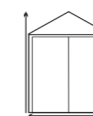
Fire Retardant



Limited 25 Year Warranty



PALLADIUM 6 x 5



198.6 x 196.5 x 228.9 cm
 78.1 x 77.3 x 90.1 inch



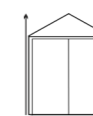
SKU: 41873
 SKU: 41872



SCAN FOR MORE DETAILS



PALLADIUM 8 x 6



249.2 x 209.2 x 231.3 cm
 98.1 x 82.3 x 91 inch



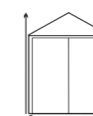
SKU: 41373
 SKU: 41372



SCAN FOR MORE DETAILS



PALLADIUM DOUBLE DOORS 8 x 6



249.2 x 209.2 x 231.3 cm
 98.1 x 82.3 x 91 inch



SKU: 41473
 SKU: 41472



SCAN FOR MORE DETAILS

ALPINE SERIES

The new improved range of Alpine metal sheds come with horizontal plank walls and boosts the modern outdoor storage world with the modern design, weather resistance and long-life features.

The Alpine Sheds are made of pre-painted hot dipped galvanized steel which provides superior resistance to corrosion and utilize thicker steel.

The central double sliding doors have a redesigned sliding system that provide ample access as well as a secure way of locking.


The roof incorporates strong support beams and a wall columns stability and strength.

The Alpine sheds also features strong metal roof truss and structure for added durability and during the winter the roof can handle 20 lbs per square foot of snow.

These sheds also have a Canopy extension kit which is mountable either on the left or right side of the Alpine sheds and makes is easy to store woods, bicycles, deck boxes and many more.



Built-in Dual Slotted Air Ventilation System



Strong Steel Roof Truss Carries 20 lb/sq.ft. Snow Load



Optional Canopy Extension Mountable on Left or Right Side



Galvanized Steel Foundation Frame Kit




Ramp to Make Loading Heavy Items an Easy Task



Strong Lockable Door Handles with Padlock Eyes



Made of Hot-Dipped Galvanized Prepainted Steel



Horizontal Columns for Greater Stability & Strength



Easy Assembly



For All-Weather Conditions



Roof Snow Weight Load of 20 lbs per sq. ft



Strength & Durability



Weatherproof & UV Resistant



Fire Retardant



Limited 15 Year Warranty

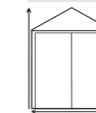
METAL SHEDS



ALPINE 8 x 6



SHED 8 x 6



261.7 x 183 x 209 cm
103 x 72 x 82.3 inch

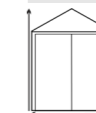


SKU: 80151

SKU: 80145



CANOPY 6 x 2



59.2 x 183 x 180 cm
23.3 x 72 x 70.9 inch



SKU: 84151

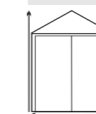
SKU: 84145



ALPINE 10 x 8



SHED 10 x 8



326.1 x 243.1 x 214.2 cm
128.4 x 95.7 x 84.3 inch

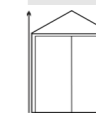


SKU: 80251

SKU: 80245



CANOPY 8 x 2



59.7 x 243.1 x 184 cm
23.5 x 95.7 x 72.5 inch



SKU: 84251

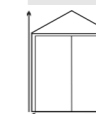
SKU: 84245



ALPINE 10 x 10



SHED 10 x 10



321.6 x 303.1 x 214.2 cm
126.7 x 119.3 x 84.3 inch

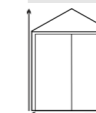


SKU: 81251

SKU: 81245



CANOPY 10 x 2



59.7 x 303.1 x 184 cm
23.5 x 119.3 x 72.5 inch



SKU: 85251

SKU: 85245



TOP SERIES

The Duramax TOP metal sheds boosts the modern outdoor storage world with the modern design, weather resistance and long-life features.

The TOP Sheds are made of hot dipped galvanized steel which provides superior resistance to corrosion and utilize thicker steel.

The redesigned tall and wide double sliding doors provide ample access as well as a secure way of locking. The roof incorporates stronger support beams and a centre band has been added around the perimeter of the shed for stability and strength.

The TOP shed also features strong metal roof truss and structure for added durability and during the winter the roof can handle 20 lbs per square foot of snow.

The sheds' thick reinforced groove steel walls provide durability, rust-free and dent resistance.



Built-in Dual Slotted Air Ventilation System



Strong Steel Roof Truss Carries 20 lb/sq.ft. Snow Load



Wide & Tall Double Sliding Doors



Metal Foundation Kit (Sold Separately)



Ramp to Make Loading Heavy Items an Easy Task



Strong Lockable Door Handles with Padlock Eyes



Made of Hot-Dipped Galvanized Prepainted Steel



Center Band for Greater Stability and Strength



Easy Assembly



For All-Weather Conditions



Roof Snow Weight Load of 20 lbs per sq. ft



Strength & Durability



Weatherproof & UV Resistant



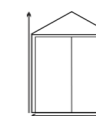
Fire Retardant



Limited 20 Year Warranty



TOP 6 x 4



201.4 x 123 x 199.5 cm
79.2 x 48.4 x 78.5 inch



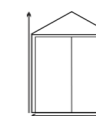
SKU: 50013
SKU: 05845



SCAN FOR MORE DETAILS



TOP 8 x 6



261.6 x 183 x 204.5 cm
102.9 x 72 x 80.5 inch



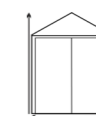
SKU: 50010
SKU: 05145



SCAN FOR MORE DETAILS



TOP 10 x 8



321.8 x 243.5 x 209.5 cm
126.7 x 95.8 x 82.4 inch



SKU: 50016
SKU: 05245



SCAN FOR MORE DETAILS

TOP SERIES


The Duramax TOP Pent Roof Skylight 8 x 6 Metal Garden Shed features built-in skylight to allow the inside of the shed to be illuminated directly by the sunlight for energy efficiency.

This shed features 4.51 cubic meters of storage space which is spacious enough to store most garden tools and has a pleasing design that looks good in any yard.


The Pent Roof Skylight 8 x 6 metal garden shed includes 6 Degree pent designed roof and thanks to its strong metal roof truss and structure it can handle up to 12 lbs per square foot of snow.

The shed has thick reinforced groove steel walls that provide durability, rust-free and dent resistance and also features comfortable wide and tall double sliding doors which provide ample access as well a secure way of locking.

The Duramax metal garden sheds are manufactured from hot-dipped galvanized steel throughout and are finished with powder coated paint to provide a long-lasting and maintenance free lifespan.



Front skylight window for natural daylight



Strong Steel Roof Truss Carries 12 lb/sq.ft. Snow Load



Wide & Tall Double Sliding Doors



Metal Foundation Kit (Sold Separately)



Ramp to Make Loading Heavy Items an Easy Task



Strong Lockable Door Handles with Padlock Eyes



Made of Hot-Dipped Galvanized Prepainted Steel



Center Band for Greater Stability and Strength



Easy Assembly



For All-Weather Conditions



Roof Snow Weight Load of 12 lbs per sq. ft



Strength & Durability



Weatherproof & UV Resistant



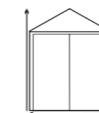
Fire Retardant



Limited 20 Year Warranty



SKU: 20551
SKU: 20545



263.5 x 184.3 x 201.8 cm
103.7 x 72.5 x 79.4 inch



SCAN FOR MORE DETAILS

ECO SERIES

The Duramax ECO Line is ideal for cost conscious 'consumers' without compromising durability and space.

The traditional, gable and pent roof styling roofs combined with the Duramax design and engineering features to make the ECO Metal Sheds which tops in economical outdoor storage.

The ECO sheds makes it easy to store and organize items, such as lawn and garden equipment. They are coming in different size configurations so to accommodate additional needed storage space of any home.

The Duramax ECO Metal Garden Sheds are made from hot-dipped galvanized steel for durable corrosion protection and enhanced longevity while its groove walls provide greater strength.

The shed features wide sliding double doors which are pad-lockable, entry & exit ramp and ventilation system on both sides for better air circulation inside the shed.



Dual Air Vents on Both Sides for Better Air Circulation




Strong Steel Roof Truss Carries 12 lb/sq.ft. Snow Load



Heavy Duty Door Sliders with Door Stoppers



Metal Foundation Kit (Sold Separately)



Ramp to Make Loading Heavy Items an Easy Task



Strong Lockable Door Handles with Padlock Eyes



Made of Hot-Dipped Galvanized Prepainted Steel



Front & Back Base Corners for Added Strength



Easy Assembly



For All-Weather Conditions



Roof Snow Weight Load of 12 lbs per sq. ft



Strength & Durability



Weatherproof & UV Resistant



Fire Retardant



Limited 15 Year Warranty

AVAILABLE IN:

Anthracite



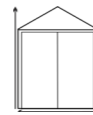
Green



ECO SERIES



ECO 5 x 4



161.7 x 122 x 181.9 cm
63.6 x 48 x 71.6 inch



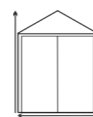
SKU: 60051
SKU: 60061



SCAN FOR
MORE DETAILS



ECO 6 x 4



202 x 122 x 180.5 cm
79.5 x 48 x 71 inch



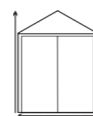
SKU: 60851
SKU: 60861



SCAN FOR
MORE DETAILS



ECO PENT 6 x 4



203 x 123.6 x 176 cm
79.9 x 48.6 x 69.2 inch



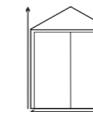
SKU: 50023
SKU: 50024



SCAN FOR
MORE DETAILS



ECO 6 x 6



201.9 x 173.5 x 187.2 cm
79.5 x 68.3 x 73.7 inch



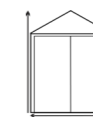
SKU: 61851
SKU: 61861



SCAN FOR
MORE DETAILS



ECO 8 x 6



262 x 182 x 191 cm
103.1 x 71.6 x 75.1 inch



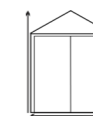
SKU: 61151
SKU: 61161



SCAN FOR
MORE DETAILS



ECO PENT 8 x 4



263 x 123.6 x 181 cm
103.5 x 48.6 x 71.2 inch



SKU: 50026
SKU: 50027

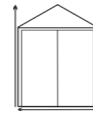


SCAN FOR
MORE DETAILS

ECO SERIES



ECO 8 x 8



262 x 242.2 x 191 cm
103.1 x 95.3 x 75.1 inch



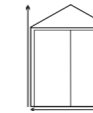
SKU: 60151
SKU: 60161



SCAN FOR
MORE DETAILS



ECO 10 x 10



322 x 302.4 x 196 cm
126.7 x 119 x 77.1 inch



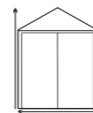
SKU: 61251
SKU: 61261



SCAN FOR
MORE DETAILS



ECO 10 x 8



322 x 242.2 x 196 cm
126.7 x 95.3 x 77.1 inch



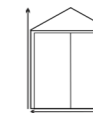
SKU: 60251
SKU: 60261



SCAN FOR
MORE DETAILS



ECO 10 x 12



362.7 x 322 x 196 cm
142.7 x 126.7 x 77.1 inch



SKU: 61351
SKU: 61361



SCAN FOR
MORE DETAILS



STORAGE BOXES

42 - 47

DURABOX PLASTIC DECK BOXES 42 - 43

DH METAL DECK BOXES 44 - 45


PALLADIUM METAL DECK BOXES 46 - 47

DURABOX SERIES




Duramax offers you a solid structure that is easy to install without tools and is maintenance-free. Keep all your items clean, secure and safe.

The Durabox 270L plastic deck box offers plenty of storage capacity, all while making an ideal accent piece for your outdoor decor and patio furniture with its elegant natural woodgrain look.

These deck boxes are perfectly sized to accommodate cushions, outdoor equipment, gardening tools, and others, ensuring they are kept dry, safe, and secure!



AVAILABLE IN:

- Dark Grey 
- Dark Brown 
- Warm Taupe 


270 L / 71 Gal

PLASTIC DECK BOXES

The Duramax Cedargrain Durabox Plastic Cushion Box offers a generous 416 Litres/ 110 Gallons of storage capacity and can even be considered a bench, all while making an ideal accent piece for your outdoor decor and patio furniture with its elegant natural woodgrain look.

Plenty of storage and comfortable seating, all in one impeccably styled patio deck box.

The ideal uses of the CedarGrain Durabox 416 Litres is for households, terraces, balconies, gardens, patios, garages and even more.



Comfortably Seats 2 Adults

AVAILABLE IN:

- Dark Grey 
- Dark Brown 
- Warm Taupe 

416 L / 110 Gal

SKU: 86600
SKU: 86601
SKU: 86004



116.5 x 45 x 56 cm
45.8 x 17.7 x 22 inch

SCAN FOR MORE DETAILS

SKU: 86603
SKU: 86602
SKU: 86006



129.5 x 70 x 62.5 cm
51 x 27.5 x 24.6 inch

SCAN FOR MORE DETAILS




Rollers on one side for easy handling & movement



Integrated Handles on Both Sides




Lockable with Padlock (Padlock not included)



Hydraulic Gas Cylinders on Both Sides to Keep Lid Open



Integrated Handles on Both Sides



Lockable with Padlock (Padlock not included)



Easy Assembly



Indoor & Outdoor Use



Up to 20 kg of Internal Storage



Up to 200 kg of Weight Load on Top



Strength & Durability



Weatherproof & UV Resistant



Limited 2 Year Warranty



Easy Assembly



Indoor & Outdoor Use



Up to 50 kg of Internal Storage



Up to 220 kg of Weight Load on Top



Strength & Durability



Weatherproof & UV Resistant



Limited 2 Year Warranty

DH SERIES

The DH metal storage boxes are uniquely designed, strong and spacious deck boxes that enhance any outdoor patio.

Manufactured from pre-painted hot dipped galvanized steel for enhanced and longer durability, they are the perfect storage solution to store items for which there is no suitable place. Ideal for packing away seat cushions, toys, sun loungers, folding chairs, sports, camping equipment and more.

These boxes are sturdy enough to be used as benches and the gas cylinders ensure that the lids stay open when needed.



Hydraulic Gas Cylinders on Both Sides to Keep Lid Open




Strong Handles on Both Sides (Excluded from DH 1.9 size)



Built-in corrugated floor for added protection



Strong Lockable Latch with Padlock Eyes



Strong Lockable Handle with 2x Keys



Heavy Duty Metal Lid Hinges



Made of Hot-Dipped Galvanized Prepainted Steel

AVAILABLE IN:



Easy Assembly



For All-Weather Conditions



Comfortably Seats 2 Adults



Strength & Durability



Weatherproof & UV Resistant



Fire Retardant

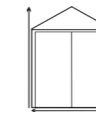


Limited 15 Year Warranty

METAL DECK BOXES



DH 1.3 - 585 L / 164 Gal



133.8 x 73 x 72.7 cm
52.6 x 28.7 x 28.6 inch



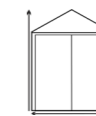
SKU: 71051
SKU: 71045



SCAN FOR MORE DETAILS



DH 1.7 - 770 L / 203 Gal



173.8 x 73 x 72.7 cm
68.4 x 28.7 x 28.6 inch



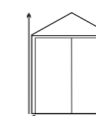
SKU: 71151
SKU: 71145



SCAN FOR MORE DETAILS



DH 1.9 - 1450 L / 383 Gal



195 x 95 x 94.4 cm
76.7 x 37.4 x 37 inch



SKU: 71273
SKU: 71245



SCAN FOR MORE DETAILS

PALLADIUM SERIES

The Palladium family enrich its gamma thanks to the metal deck boxes which are suitable for both indoor and outdoor use and provide year-round protection to keep furniture cushions, outdoor accessories, and various other storage applications safe.

They are made with hot dipped galvanized steel which is repainted; the steel is twice thicker than conventional deck boxes ensuring years of reliable outdoor use.


They feature gas cylinders on each side to ensure the lid stays open when needed and the sturdy key lock ensures safety for all your stored items.



Hydraulic Gas Cylinders on Both Sides to Keep Lid Open



Strong lockable handle with 2x keys to ensure safety



Built-in corrugated floor for added protection



Made of Double Thick Galvanized Prepainted Steel



Comfortably Seats 2 Adults

AVAILABLE IN:

Anthracite



Silver



Easy Assembly



For All-Weather Conditions



Comfortably Seats 2 Adults



Strength & Durability



Weatherproof & UV Resistant



Fire Retardant

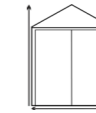


Limited 25 Year Warranty

METAL DECK BOXES



712 L / 188 Gal



166.4 x 86.4 x 63.3 cm
65.5 x 34 x 24.9 inch



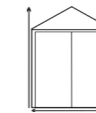
SKU: 71373
SKU: 71372



SCAN FOR MORE DETAILS



865 L / 228 Gal



166.4 x 86.4 x 75.9 cm
65.5 x 34 x 29.8 inch



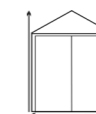
SKU: 71473
SKU: 71472



SCAN FOR MORE DETAILS



1043 L / 275 Gal



200 x 86.5 x 75.9 cm
78.7 x 34 x 29.8 inch



SKU: 71573
SKU: 71572



SCAN FOR MORE DETAILS



SMALL STORAGE SHEDS 50 - 69

STOREAWAYS 50 - 53

MUTLISTORES 54 - 55

METAL GARBAGE BIN 56 - 57

METAL BICYCLE STORES 58 - 59

WOOD STORAGE 60 - 61

PALLADIUM HIGH LOCKERS 62 - 65

EASY-STORE 66 - 67

CEDARGRAIN CABINETS 68 - 69

OUTDOOR STORAGE

STOREAWAY SERIES

A versatile and weatherproof plastic outdoor storage solution with a wooden visual essence for your garden, patio, poolside, and backyard! The Cedargrain StoreAway Sheds are safe and secure for storing and protecting your belongings from all weathers.

This shed can accommodate two trash cans of 120 liters or even be used as a pump room near your swimming pool!

The doors and lids function independently to enhance user experience of storing and retrieving items while the inner walls are built to support optional shelves.

The StoreAway 850L ensures plenty of storage space for your outdoor accessories, gardening tools, BBQs, x2 120L garbage bins & much more.



Independent Functionality of Doors & Lid



Easy Water Drain



Lockable Latch for Secure Locking



Stores Up-to 2x 120L Waste Bins




2 Tier Provision for Shelves (Shelves not Included)



Built-in Floor Panel with Sloped Threshold

AVAILABLE IN:



STOREAWAY 850 L / 225 Gal



Easy Assembly



For All-Weather Conditions



Water Resistance & UV Resistant



Safe & Secure



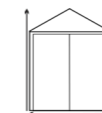
Strength & Durability



Limited 2 Year Warranty



SKU: 86620
SKU: 86621
SKU: 86622



130 x 74 x 110 cm
51 x 29 x 43.3 inch



SCAN FOR MORE DETAILS

STOREAWAY SERIES

Your look for the perfect garden storage solution is finally over!
We offer you a solid structure that is easy to install and maintenance-free!

The StoreAway 1200L with Flat or Arc Lids ensures plenty of storage space for your outdoor accessories, gardening tools, BBQs, x2 240L garbage bins & much more. Its wide opening doors & roof offers added storage space and easy accessibility to the shed.

The StoreAways are safe and secure for storing and protecting your belongings from all weathers!

It is a versatile and weather-resistance plastic outdoor storage solution with a wooden visual essence for your garden, patio, poolside, and backyard!



Independent Functionality of Doors & Lid



Hydraulic Gas Cylinders on Both Sides to Keep Lid Open



Lockable Latch for Secure Locking



Stores Up-to 2x 240L Waste Bins



2 Tier Provision for Shelves (Shelves not Included)




Built-in Floor Panel with Sloped Threshold



Easy Top Opening with Integrated Chain for Bins

AVAILABLE IN:

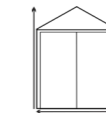


Door Stopper for Added Protection

PLASTIC ENCLOSURE



1200 L / 317 Gal - FLAT



145 x 82.5 x 125 cm
57 x 32.4 x 49.2 inch



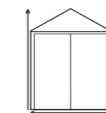
SKU: 86630
SKU: 86631
SKU: 86634



SCAN FOR MORE DETAILS



1200 L / 317 Gal - ARC



145 x 82.5 x 125 cm
57 x 32.4 x 49.2 inch



SKU: 86633
SKU: 86632
SKU: 86636



SCAN FOR MORE DETAILS



Easy Assembly



For All-Weather Conditions



Water Resistance & UV Resistant



Safe & Secure



Strength & Durability



Limited 2 Year Warranty

Outdoor Storage MULTISTORES SERIES

The Duramax MultiStore vinyl sheds come in 3 different sizes and are aesthetically pleasing designs which are highlighted with contrasting colors of dark grey & adobe that blends into and enhances any yard or patio.

Constructed of superior fire-retardant & all-weather vinyl resin and heavy duty thick metal galvanized interior structure, these sheds have superior strength and durability.

They ensure plenty of storage space for your outdoor accessories, gardening tools, BBQs, x2 240L garbage bins & much more.

Its wide opening doors & roof offers added storage space and easy accessibility to the shed.

Available in variety of designs and sizes that are suitable for any type of backyards and patios.




Steel Barrel Bolt Door Lock on Top & Bottom



Lockable Latch for Secure Locking



Air Ventilation Kits on both sides for better air circulation



Heavy Duty Floor Panel



Hydraulic Gas Cylinders on Both Sides to Keep Lid Open



Door Handles with Padlock Eyes



Heavy Duty Plastic Door Hinges



Easy Top Opening with Integrated Chain for Bins



Independent Functionality of Doors & Lid



Easy Assembly



For All-Weather Conditions



Safe & Secure



Strength & Durability



Weatherproof & UV Resistant



Fire Retardant

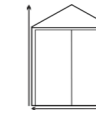


Limited 15 Year Warranty

Outdoor Storage VINYL ENCLOSURE



800 L / 211 Gal



135.6 x 76.6 x 111.5 cm
53.4 x 30.2 x 43.9 inch



SKU: 01072



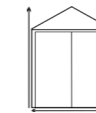
1



SCAN FOR MORE DETAILS



1250 L / 330 Gal



156.5 x 89.4 x 126.5 cm
61.6 x 35.2 x 49.8 inch



SKU: 01172



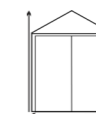
1



SCAN FOR MORE DETAILS



2100 L / 555 Gal



192.3 x 107.9 x 136.5 cm
75.7 x 42.5 x 53.7 inch



SKU: 01272



1



SCAN FOR MORE DETAILS

GARBAGE BINS

The Metal Garbage Bin is an all metal trash can enclosure, providing secure outdoor storage of up to 3 trash cans.

This storage unit is an excellent trash can holder and an ideal secure storage shed for general equipment.

Built from thick galvanized steel panels, it features gas cylinders to hold the lid open, lockable top & side doors which are separately accessible and ventilation.

This garbage bin storage shed will add beauty in any backyard and will provide a secure space for trash & recycle bins from animals.




Air Ventilation Kits on Both Sides for Better Air Circulation



Hydraulic Gas Cylinders on Both Sides to Keep Lid Open



Door Handle with Lockable Lock & Keys



Easy Top Opening with Integrated Chain for Bins



Strong Steel Roof Truss Carries 12 lb/sq.ft. Snow Load



Steel Barrel Bolt Door Lock on Top & Bottom



Made of Hot-Dipped Galvanized Prepainted Steel

AVAILABLE IN:

Anthracite



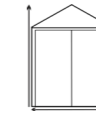
Woodgrain



METAL ENCLOSURES



GARBAGE BIN 5 x 3



154.2 x 96 x 130.5 cm
60.7 x 37.8 x 40.7 inch



SKU: 74051

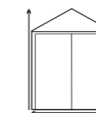
SKU: 74045



SCAN FOR MORE DETAILS



GARBAGE BIN 7 x 3



213.7 x 100.3 x 132.6 cm
84.1 x 39.5 x 52.2 inch



SKU: 74151

SKU: 74145



SCAN FOR MORE DETAILS



Easy Assembly



For All-Weather Conditions



Roof Snow Weight Load of 12 lbs per sq. ft



Strength & Durability



Weatherproof & UV Resistant



Safe & Secure



Limited 15 Year Warranty

BICYCLE STORAGE

The Bicycle Storage Sheds are made from galvanised metal and these storage units offer excellent bike security for up to 4 bikes and is an ideal secure store for all your mountain bikes, road bikes and general cycling equipment.

This Bicycle storage shed is made from our thick, galvanised steel panels with an integral metal floor and convenient large double door access. Our Bicycle Storage sheds are fitted with a robust 3-point locking system - no need for additional internal locks!

The 6 x 6 Bicycle Storage also includes 4x adjustable metal parking tracks for bicycles and fit any bike. They can be also removed to store larger items.

The reinforced roof and cross metal bars on each door add strength and security for your peace of mind.



Air Ventilation Kits on Both Sides for Better Air Circulation



4 Adjustable Bicycle Racks (Included with 6 x 6 model only)



Door Handle with Lockable Lock & Keys



Made of Hot-Dipped Galvanized Prepainted Steel



Strong Steel Roof Truss Carries 12 lb/sq.ft. Snow Load



Steel Barrel Bolt Door Lock on Top & Bottom

AVAILABLE IN:

Anthracite



Woodgrain



Easy Assembly



For All-Weather Conditions



Roof Snow Weight Load of 12 lbs per sq. ft



Strength & Durability



Weatherproof & UV Resistant



Safe & Secure

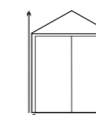


Limited 15 Year Warranty

METAL ENCLOSURES



BICYCLE STORE 6 x 3



203.1 x 101 x 145.8 cm
79.6 x 39.7 x 57.4 inch



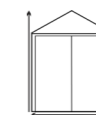
SKU: 73151
SKU: 73145



SCAN FOR MORE DETAILS



BICYCLE STORE 6 x 6



203.0 x 202.1 x 162.5 cm
80.0 x 79.6 x 64.0 inch



SKU: 73051
SKU: 73045



SCAN FOR MORE DETAILS

WOOD STORAGE

Keep your firewood dry and protected with the WoodStore firewood storage solution made by Duramax while keeping your tools safe and secure in the side storage. The WoodStore Series is made with a durable galvanized steel coil and strong metal supporting structure.

These versatile multi-purpose storage has a floor which elevates the wood above ground, providing further protection for the contents.

The side storage features a lockable shed useful for various purposes.



Air Ventilation Kit for Better Air Circulation



Floor to Elevate & Protect Woods



0.83 m2 - 8.95 ft2 of Side Storage Area



Made of Hot-Dipped Galvanized Prepainted Steel




Strong Steel Roof Truss Carries 15 lb/sq.ft. Snow Load




Door Handle with Lockable Lock & Keys

AVAILABLE IN:

Anthracite



Woodgrain



Easy Assembly



For All-Weather Conditions



Roof Snow Weight Load of 15 lbs per sq. ft



Strength & Durability



Weatherproof & UV Resistant



Safe & Secure

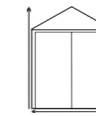


Limited 15 Year Warranty

METAL ENCLOSURES



WOODSTORE 6 x 2



182.3 x 73.5 x 160.4 cm
71.8 x 28.9 x 63.2 inch



SKU: 57802

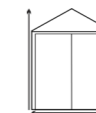
SKU: 53351



SCAN FOR MORE DETAILS



WOODSTORE COMBO 8 x 3



272.4 x 108.8 x 160.4 cm
107.2 x 42.8 x 28.6 inch



SKU: 53651

SKU: 53645



SCAN FOR MORE DETAILS

PALLADIUM HIGH STORE LOCKERS WITH ROOF GARDEN

The Palladium High Store Locker with Roof Garden is the ideal solution for use in apartments, garages, balconies, and gardens. These cabinets not only allows you to store and organize your belongings, but to also create a beautiful garden on the roof!

It has double thick metal panels offering a constant rust-free lifetime, making it stronger and ensuring that it will not dent, rust, mildew, or rot.

It includes heavy duty galvanised steel foundation to elevate the locker and provide protection from water flow.



Roof Garden to Plant Flowers & Vegetables



Includes 2x or 1x Adjustable Shelf Kits



Hydraulic Gas Cylinders to Keep Doors Open




Metal Foundation Kit to Elevate the Shed



Front Skylight Window for Natural Daylight



Door Handle with Lockable Lock & Keys



Made of Double Thick Galvanized Prepainted Steel

AVAILABLE IN:

Anthracite



Silver



Easy Assembly



For All-Weather Conditions



Fire Retardant



Strength & Durability



Weatherproof & UV Resistant



Safe & Secure

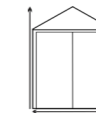


Limited 25 Year Warranty

METAL ENCLOSURES



SINGLE DOOR WITH ROOF TOP




98.7 x 74.6 x 208.7 cm
38.8 x 29.4 x 82.2 inch



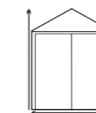
SKU: 42173
SKU: 42172



SCAN FOR MORE DETAILS



DOUBLE DOORS WITH ROOF TOP



161.6 x 74.6 x 208.7 cm
63.6 x 29.3 x 82.2 inch



SKU: 42373
SKU: 42372



SCAN FOR MORE DETAILS

PALLADIUM HIGH STORE LOCKERS

The Palladium High Store Locker is the ideal solution for use in apartments, garages, balconies, and gardens. These cabinets not only allows you to store and organize your belongings, but they have a unique and high fashion look that will enhance any backyard and garden.

It has double thick metal panels offering a constant rust-free lifetime, making it stronger and ensuring that it will not dent, rust, mildew, or rot.

It includes heavy duty galvanised steel foundation to elevate the locker and provide protection from water flow.



Built-in Rain Gutter with End-drop



Includes 2x or 1x Adjustable Shelf Kits




Hydraulic Gas Cylinders to Keep Doors Open




Metal Foundation Kit to Elevate the Shed



Front Skylight Window for Natural Daylight



Door Handle with Lockable Lock & Keys



Made of Double Thick Galvanized Prepainted Steel

AVAILABLE IN:

Anthracite



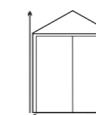
Silver



METAL ENCLOSURES



SINGLE DOOR



98.0 x 77.1 x 196.0 cm
38.5 x 30.3 x 77.2 inch



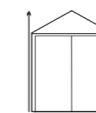
SKU: 42273
SKU: 42272



SCAN FOR MORE DETAILS



DOUBLE DOORS



161.0 x 77.0 x 196.0 cm
63.3 x 30.3 x 77.2 inch



SKU: 42473
SKU: 42472



SCAN FOR MORE DETAILS



Easy Assembly



For All-Weather Conditions



Fire Retardant



Strength & Durability



Weatherproof & UV Resistant



Safe & Secure



Limited 25 Year Warranty


EASY-STORE SHEDS

The easiest way to store and organize items like garden and lawn equipments, bicycles and other goods is inside one of the new and innovative line of Duramax cabinets, the EASY-STORE.

Of course, they are the ideal solution for use in apartments, garages, balconies, and gardens.

These cabinets not only allows you to store and organize your belongings, but they have a unique and high fashion look that will enhance any backyard and garden.

They offer a constant rust-free lifetime, making it stronger and ensuring that it will not dent, rust, mildew, or rot.



Side Holes as Rain Gutters



Strong Steel Roof Truss Carries 12 lb/sq.ft. Snow Load



Lockable Doors with Keys



Made of Hot-Dipped Galvanized Prepainted Steel

AVAILABLE IN:

Anthracite



Green



Easy Assembly



For All-Weather Conditions



Roof Snow Weight Load of 12 lbs per sq. ft



Strength & Durability



Weatherproof & UV Resistant



Safe & Secure

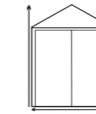


Limited 15 Year Warranty

METAL ENCLOSURES



EASY-STORE 5 x 2



162.8 x 81.2 x 190 cm
64.1 x 32 x 74.8 inch



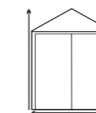
SKU: 75051
SKU: 75061



SCAN FOR MORE DETAILS



EASY-STORE 5 x 3



162.8 x 102.3 x 190 cm
64.1 x 40.3 x 74.8 inch



SKU: 75151
SKU: 75161



SCAN FOR MORE DETAILS


CEDARGRAIN VERTICAL CABINETS

The perfect storage solution for both indoors and outdoors!

These Cedargrain Vertical Cabinets are ideally sized to fit on balconies, in garages, courtyards, and gardens.

Made with the highest quality of plastic materials, these aesthetically pleasing and sturdy cabinets are designed to reveal a wooden visual essence.

With built-in adjustable shelves supported by a metal structure, we guarantee a pleasant user experience when all forms of your belongings are well organized in these cabinets!



Sealed Doors for Added Protection



Includes Adjustable Shelves (2x with Short & 4x with Tall)



Reinforced Shelves with Max Load of 20 Kg Each



Heavy-Duty Plastic Floor



Lockable Doors with a Padlock



Large Vertical Handles for Easy Opening



Door Stoppers & Magnets to Keep the Doors Closed

AVAILABLE IN:

Grey



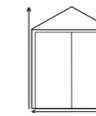
Brown



PLASTIC ENCLOSURE



SHORT CABINET



80.8 x 47.3 x 90.3 cm
31.8 x 18.6 x 35.5 inch



SKU: 17103

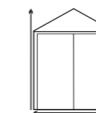
SKU: 17102



SCAN FOR MORE DETAILS



TALL CABINET



88 x 47.3 x 177.8 cm
34.6 x 18.6 x 70 inch



SKU: 17105

SKU: 17104



SCAN FOR MORE DETAILS



Easy Assembly



For All-Weather Conditions



Water Resistance & UV Resistant



Safe & Secure



Strength & Durability



Max Load of 20 Kg Per Shelf



Limited 2 Year Warranty



GARAGES & SHELTERS **72 - 81**

VINYL GARAGE 72 - 73

METAL GARAGE 74 - 75

PALLADIUM CAR SHELTER 76 - 77

KENNEL SHELTER 78 - 79

LAWN MOWER GARAGE 80 - 81

OUTDOOR STORAGE

VINYL GARAGE

When selecting a garage for purposes such as storing a tractor or items requiring ample space, prioritizing strength, durability, and low maintenance is crucial.

The Duramax Vinyl Garage excel in providing an unparalleled combination of these essential features. Resilient against rust, dents, rot, mildew, and fading, Duramax sets a new standard for garage reliability.

The Duramax 10.5 x 15 vinyl garage stands out with its expansive 88 square meters / 940 cubic feet of space, featuring 88-inch double doors designed to accommodate common tractors effortlessly. The structural integrity is further enhanced by metal-inserted columns, ensuring robustness and stability.

The an attractive design in a neutral color seamlessly complements any surroundings.

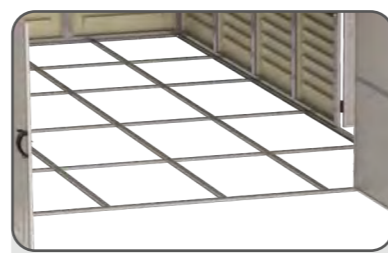
Elevate your garage selection by choosing Duramax for a blend of practicality, durability, and aesthetic appeal.



Side Lockable Door for Easy Access



Includes 2 Shatterproof Windows



Galvanized Steel Foundation Frame Kit



Extra Wide Double Doors 223 cm / 88"



Door Handles with Padlock Eyes



Steel Barrel Bolt Door Lock on Top & Bottom



Heavy Duty Plastic Door Hinges



Strong Steel Roof Truss Carries 20 lb/sq.ft. Snow Load



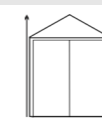
10.5 x 2.6 Extension Kit Available (Can be extended up to 30.5' in length)



VINYL GARAGE 10.5 x 15

SKU: 15026

3



479.8 x 319.5 x 233 cm
188.9 x 125.8 x 91.7 inch

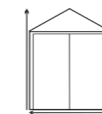


SCAN FOR MORE DETAILS

EXTENSION KIT 10.5 x 2.6

SKU: 05026

1



81.3 x 319.5 x 233 cm
32.1 x 125.8 x 91.7 inch



SCAN FOR MORE DETAILS



Easy Assembly



For All-Weather Conditions



Roof Snow Weight Load of 20 lbs per sq. ft



Strength & Durability



Weatherproof & UV Resistant



Fire Retardant



Limited 15 Year Warranty


METAL GARAGE

The Duramax Metal Garage is the strongest steel outdoor building you can find today in the market!

While most metal garages have thin, flimsy walls that dent and ding soon after you assemble them, the Duramax metal garage has thicker steel walls and a special rib design for greater strength and dent resistance.

Made with hot dipped galvanized steel frame parts, it also features a wide 250 cm / 99" roll-up door accommodates all common SUVs for secure parking storage, while the side lockable door provides added convenience and security.

An extension kit of 12 x 6 is available so to extend the length of your garage and easily park and store longer vehicles like trucks, small boats or any other outdoor vehicle or gardening equipment.



Side Sliding Door




Extra Wide Roll-Up Door
250 cm / 99"



Strong Metal Handles to
Lift up the Front Door



Side Lockable Door for Added
Convenience & Security



Air Ventilation Kits for
Better Air Circulation




Includes Ground Anchors for
Added Strength



Heavy Interior Steel Structure
to Mount Shelves



Strong Steel Roof Truss Carries
20 lb/sq.ft. Snow Load



12 x 6 Extension Kit Available
(Can be extended up to 32' in length)

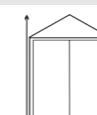
GARAGES & SHELTERS



METAL GARAGE 12 x 20

SKU: 50951

3



603.5 x 370.0 x 259.6 cm
237.6 x 145.7 x 102.2 inch

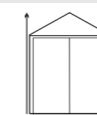


SCAN FOR
MORE DETAILS

EXTENSION KIT 12 x 6

SKU: 55151

1



182.9 x 370.0 x 259.6 cm
72.0 x 145.7 x 102.2 inch



SCAN FOR
MORE DETAILS



Easy
Assembly



For All-Weather
Conditions



Roof Snow
Weight Load of
20 lbs per sq. ft



Strength &
Durability



Weatherproof
& UV Resistant



Fire
Retardant



Limited 15 Year
Warranty

PALLADIUM CAR SHELTER 10 x 17

The Duramax Palladium Car Shelter provide a superior way to protect your investment.

Whether it is your car, boat, farm equipment, or any other valuable property it is the best and stronger open car design shelter available in the market today. This Car Shelter requires no maintenance, and will never rot, rust, or require seasonal painting.

Made with heavy galvanized steel columns, this Car Shelter is available in a convenient size to fit any kind of vehicle.



Strong Steel Roof Truss Carries 20 lb/sq.ft. Snow Load



Built-in Rain Gutter with End-drop




Reinforced Roof Structure Support



6 Strong Metal Upright Posts



Can Accomodate Full Size SUVs



Made of Double Thick Galvanized Prepainted Steel

AVAILABLE IN:

Anthracite



Silver



GARAGES & SHELTERS



Easy Assembly



For All-Weather Conditions



Roof Snow Weight Load of 20 lbs per sq. ft



Strength & Durability



Weatherproof & UV Resistant



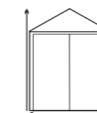
Fire Retardant



Limited 25 Year Warranty



SKU: 10072
SKU: 10073



286.5 x 543.1 x 232.8 cm
213.8 x 112.8 x 91.6 inch



SCAN FOR MORE DETAILS


KENNEL HOUSE

Introducing our spacious pet kennel shed, a perfect haven for your furry companions. Made from robust vinyl material, this sizeable structure is designed to withstand the elements and offer a secure, comfortable retreat for your beloved pets.

It provides ample space for your pets to relax and unwind. Whether it is a rainy day or a sunny afternoon, this durable kennel shed ensures your pets have a dedicated spot within your home where they feel cherished and protected.

This robust all-weather house is the perfect home for your four-legged friends. Its open doorway stabilises temperature and keep your pet comfortable in warm and cold weathers.

And of course it is hygienic & easy to clean inside and out.




Strong Steel Roof Truss Carries 12 lb/sq.ft. Snow Load



Comfortable Heavy Duty Floor Panel



Air Ventilation System for Better Air Circulation



Without Visible Screws that Might Harm Pets

GARAGES & SHELTERS



Easy Assembly



For All-Weather Conditions



Roof Snow Weight Load of 12 lbs per sq. ft



Strength & Durability



Weatherproof & UV Resistant



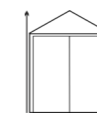
Fire Retardant



Limited 15 Year Warranty



SKU: 98016



90.2 x 103.5 x 117.3 cm
35.5 x 43.5 x 46.2 inch



SCAN FOR MORE DETAILS

ROBOTIC LAWN MOWER GARAGES

The Robotic Lawn Mower Garage is a durable storage solution for your Robotic Lawn Mower which is available with an open or closed back side.

Acting as a battery charging station for Robotic Lawn Mower, this shelter protects your Robotic Lawn Mower from wind, rain, and UV rays.

It is manufactured from hot-dipped galvanized steel and thick steel panels and it features reinforced groove walls for greater strength.

Storing, protecting, charging, and retrieving your robotic lawn mower is made easier with Duramax.

Depending on the nature of a garden and the homeowner ideas, this garage can be placed anywhere. The Duramax Robotic Lawn Mower Garage is designed to last for a lifetime and be virtually maintenance free and it is a great addition to any garden.



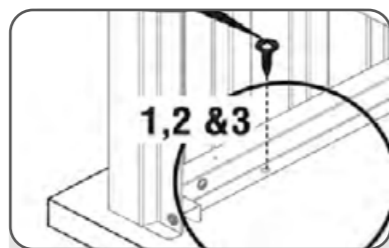
Accommodates Small & Medium Size of Robot Lawn Mowers



Full Width Entrance for Easy Access



Strong Steel Roof Truss Carries 12 lb/sq.ft. Snow Load




Can be Anchored to Ground with Stakes



Made of Hot-Dipped Galvanized Prepainted Steel

AVAILABLE IN:

Anthracite



Easy Assembly



For All-Weather Conditions



Roof Snow Weight Load of 12 lbs per sq. ft



Strength & Durability



Weatherproof & UV Resistant



Safe & Secure

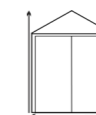


Limited 15 Year Warranty

METAL ENCLOSURES



OPEN BACK



82.9 x 77.5 x 65.5 cm
29 x 27 x 24 inch



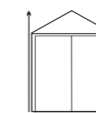
SKU: 98073



SCAN FOR MORE DETAILS



CLOSED BACK



82.9 x 77.5 x 65.5 cm
29 x 27 x 24 inch



SKU: 98171



SCAN FOR MORE DETAILS



INSULATED BUILDINGS 84 - 89

GLASS HOMES 84 - 85

TINY HOMES 86 - 87

INSULATED CABANAS 88 - 89

OUTDOOR STORAGE

GLASS HOME

The Duramax 10x10 & 10x13 Garden Glass Room can be versatile in its use and can serve as an office, playroom, garden shed, accessory dwelling unit (ADU) or whatever your backyards needs are.

It provides a stylish and functional outdoor structure designed to provide a comfortable and enjoyable space for relaxation, entertainment, and gardening. It features sturdy steel wall with PU foam insulation and glass panels that provide excellent durability, weather-resistance, and clarity. They are easy to assemble and requires no special tools or skills. It comes with all the necessary hardware and instructions for quick and easy installation, making it a great DIY project for homeowners and garden enthusiasts.

Overall, the Duramax Garden Glass Rooms are versatile and practical outdoor structures that can transform any backyard into a functional space for anyone looking to enhance their outdoor living space and enjoy the beauty of nature in comfort and style.



Inward Swinging Window with Aluminium Coated Frame



Outward Swinging Glass Door with Aluminium Coated Frame



Tough Built Walls to Easily Mount Air Conditioning & More



Sloped roof with rain gutter downspout in both sides



Door Handle with Dead Bolt Lock & Keys



Tempered Glass with Aluminum Powder-Coated Frame



Sturdy Galvanized Steel Foundation Kit



CFC-Free PU Insulated Panels



Easy-to-assemble bolted tongue and groove wall panel



Easy Assembly



For All-Weather Conditions



Roof Snow Weight Load of 25 lbs per sq. ft



Strength & Durability



Weatherproof & UV Resistant



Fire Retardant



Limited 3 Year Warranty

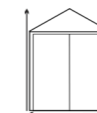
INSULATED BUILDINGS



GLASS HOME 10 x 10



SKU: 31732



612.6 x 287 x 310.9 cm
241 x 112.9 x 122.4 inch

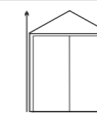


SCAN FOR MORE DETAILS

GLASS HOME 10 x 13



SKU: 31832



813.3 x 287 x 341.1 cm
320 x 112.9 x 122.4 inch



SCAN FOR MORE DETAILS

TINY HOUSES

Energy efficient, attractive and value packed Tiny Houses.

These strong insulated houses have a multitude of uses as a hobby room, office, temporary shelter or that dream vacation home you always wanted.

The Duramax Tiny Houses are built with the finest insulated composite walls and roof panels which are manufacturer with superior durable coil coated galvanized steel that sandwiches fire retardant CDC-Free Polyurethane insulation creating a fire retardant permanent home.

The gable style roof is design to give you the maximum living efficiency, aesthetic appeal while ensuring that weather stays outside and comfortable living remains inside.

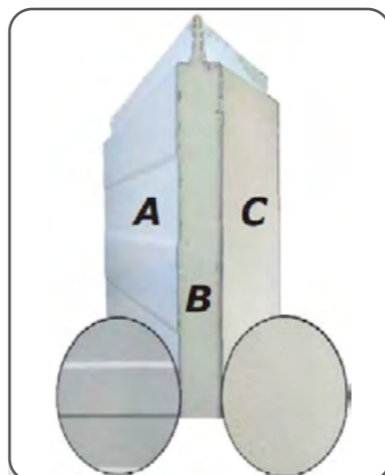
The design of the Tiny Houses can be customised by the consumer while maintaining unmatched workmanship and quality at affordable prices.



Includes 3 Double Paned Sliding Windows



Strong Steel Roof Truss Carries 35 lb/sq.ft. Snow Load



(A) Durable Ribbed Galvanized Steel Surface
(B) CFC Free Fire Retardant Polyurethane Insulation
(C) Textured Vinyl Coated Galvanized Steel Surface



Includes 2 Double Paned Sliding Long-Narrow Windows



Door Handle with Dead Bolt Lock & Keys



Sturdy Galvanized Steel Foundation Kit



CFC-Free PU Insulated Panels



Room Partition Wall with Doors (Sold Separately)

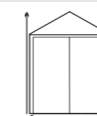
INSULATED BUILDINGS



TINY HOME 8.5 x 20



SKU: 31732



612.6 x 287 x 310.9 cm
241 x 112.9 x 122.4 inch

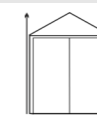


SCAN FOR MORE DETAILS

TINY HOME 8.5 x 26



SKU: 31832



813.3 x 287 x 341.1 cm
320 x 112.9 x 122.4 inch



SCAN FOR MORE DETAILS



Easy Assembly



For All-Weather Conditions



Roof Snow Weight Load of 35 lbs per sq. ft



Strength & Durability



Weatherproof & UV Resistant



Fire Retardant



Limited 3 Year Warranty

INSULATED BUILDINGS

For most of us, space at home is a premium, and we don't always have the room we need on the inside of our houses to store all our important gear, equipment, or personal items. That's why we created all-purpose Duramax Insulated Buildings that offer all-weather durability, convenient storage options, and the versatility to support all your personal and professional needs.

Designed for meeting all your storage, work, or expanded space needs, these can be used for everything from storing garden tools and accessories, to a pop-up office or hobby room, to a She Shed or Man Cave. And because it's modular, easy to assembly, and can be expanded to fit your every need, it's the perfect choice for every outdoor space.

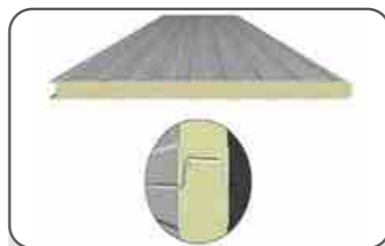
The construction provides a strong lasting wall that reduces heat gain on summer or heat loss in winter making these buildings ideal for all weather conditions and usable for various purposes. These buildings are manufactured with durable, coil-coated galvanized steel on both inner and outer layers with a fire-retardant CFC Free Poly-Urethane insulation between them.



Includes 1 Double Paned Window



Strong Steel Roof Truss Carries 30 lb/sq.ft. Snow Load



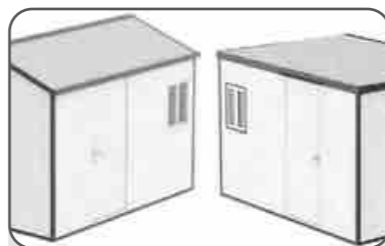
Easy-to-assemble bolted tongue and groove wall panel



Built-in Rain Gutter with End Drop



Door Handle with Dead Bolt Lock & Keys



Available with Gable or Flat Roof



Sturdy Galvanized Steel Foundation Kit



CFC-Free PU Insulated Panels



3 x 10 Extension Kit Available (Can be extended up to 32' in length)

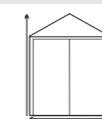


INSULATED BUILDINGS

INSULATED BUILDING WITH GABLE ROOF 13 x 10



SKU: 30932



412.2 x 322.9 x 264.3 cm
162.2 x 127 x 104 inch

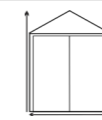


SCAN FOR MORE DETAILS

EXTENSION KIT 3 x 10



SKU: 30932



412.2 x 322.9 x 264.3 cm
162.2 x 127 x 104 inch

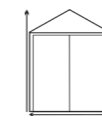


SCAN FOR MORE DETAILS

INSULATED BUILDING WITH FLAT ROOF 13 x 10



SKU: 30932



412.2 x 322.9 x 264.3 cm
162.2 x 127 x 104 inch

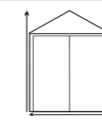


SCAN FOR MORE DETAILS

EXTENSION KIT 3 x 10



SKU: 30932



412.2 x 322.9 x 264.3 cm
162.2 x 127 x 104 inch



SCAN FOR MORE DETAILS



Easy Assembly



For All-Weather Conditions



Roof Snow Weight Load of 30 lbs per sq. ft



Strength & Durability



Weatherproof & UV Resistant



Fire Retardant



Limited 3 Year Warranty



INDOOR FURNITURE

92 - 119

WORKBENCHES

92 - 95

TOOL CHESTS

96 - 97

TABLES & DESKS

98 - 109

CABINETS

110 - 113

DOORS

114 - 115

SHELVING RACKS

116 - 119

INDOOR FURNITURE

ROLLING WORKBENCHES

Built to handle the demands of everyday use, every inch of this well-designed, industrial-style workbench is made to last. Each unit is made from quality steel and powder coated in a black robust, leather-like texture that resists scratches and chipping. The solid wood tops provide ample space to work on and the units are ideal for organizing and storing.

Equipped with 2 locking casters. From the roomy drawers built for weight to the sturdy lower shelf that's just the right size for tools or storage baskets, this wheeled wonder is an excellent addition for any space in the home, from the front hallway, to the kitchen, and even the garage.

A highly versatile, contemporary, and mobile workbench that is the perfect piece of furniture for your home, garage, or workshop.
A modern take on a traditional industrial workbench.



Heavy Duty Locking Casters
(2x Swivel Casters with Brakes)



Strong Drawer Latch Handles



Full Extension Ball Bearing Drawers



Steel Welded Wire Bottom Shelf



Tough, Scratch-Resistant Powder Coated Finish



Heavy Duty & Powder Coated Steel Frame



Solid Acacia Rubberwood Top & Drawers



Protective Drawer Liners

INDOOR FURNITURE



Easy Assembly



Rustproof



Strength & Durability



Up to 90 kg Load on Steel Shelf




Up to 450 kg Load on Top




Up to 45 kg Load in Drawers

AVAILABLE IN:


Brown & Grey




Espresso & Grey



Macadamia & Grey



Dark Brown & Grey



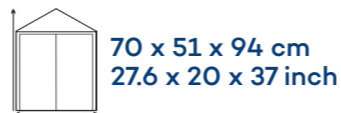
Sahara & Black



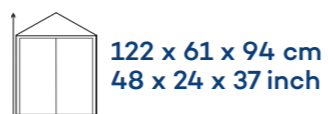
ROLLING WORKBENCHES



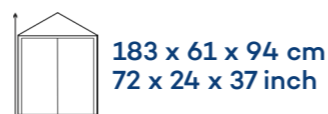
27" 1-DRAWER



48" 2-DRAWERS



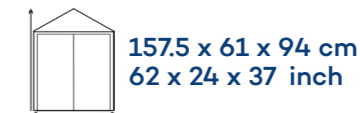
72" 3-DRAWERS



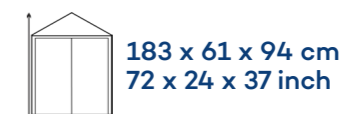
INDOOR FURNITURE



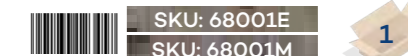
62" ROVE 3-DRAWERS



72" DARBY 3-DRAWERS



72" DARK 3-DRAWERS



ROLLING TOOL CHESTS

The Duramax Rolling Tool Chests are ideal for all applications whether in a garage, workshop or as a piece of furniture.

From stylish storage of dining room essentials to a convenient crafting stash on wheels, these sturdy, handsome industrial storage carts are surprisingly versatile.

Five slender drawers offer plenty of room, while a metal framework delivers the durability you need for years of trouble-free use.

Whether you just need a little more storage space for your favorite belongings or need a solution that's as much form as function, these carts fit the bill nicely.

Optionally available with a large side cabinet featuring 2 adjustable shelves while the metal framework delivers the durability you need for years of trouble-free use.



Heavy Duty Locking Casters
(2x Swivel Casters with Brakes)



Strong Drawer Latch Handles & Full Extension Drawers



Side Latch Handle



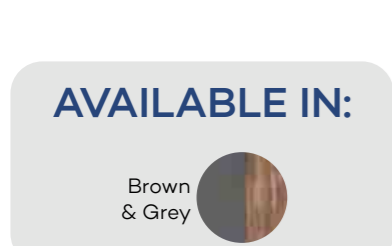
5 Spacious Drawers & Side Cabinet with 2 Shelves



Tough, Scratch-Resistant Powder Coated Finish



Heavy Duty & Powder Coated Steel Frame



AVAILABLE IN:

Brown & Grey



Solid Acacia Rubberwood Top & Drawers



Protective Drawer Liners



Easy Assembly



Rustproof



Strength & Durability



Up to 450 kg Load on Top

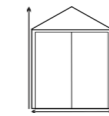


Up to 45 kg Load in Drawers

INDOOR FURNITURE



36" TOOL CHESTS



92 x 51 x 94 cm
36 x 20 x 37 inch



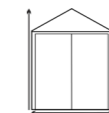
SKU: 68006



SCAN FOR MORE DETAILS



48" TOOL CHEST W/ CABINET



120 x 51 x 94 cm
48 x 20 x 37 inch



SKU: 68005



SCAN FOR MORE DETAILS

FARMHOUSE

The Duramax Farm House cabinet is crafted using the finest combination of wood and steel and is the perfect addition to add old time charm to any setting.

An industrial inspired and uniquely designed farmhouse cabinet equipped with sliding doors.

Manufactured in metal and wood, the robust cabinet will blend into any decor effortlessly. Shipped fully assembled (only the door fronts and wheels need to be added) enables you to unpack the unit and start using it immediately without the hassle of assembly.

Using quality and durable materials, the unit is perfect as a buffet or TV stand and provides functionality as you can use it to store and display items.



Heavy Duty Casters
(2x Swivel Casters with Brakes)



Smooth Sliding Front Doors



Strong Door Handles



Two Build-in Shelves
on Each Side



Large Hidden Storage Space



Heavy Duty & Powder Coated
Steel Frame

AVAILABLE IN:

Brown
& Grey



Solid Acacia Rubberwood
Top & Shelves

INDOOR FURNITURE



Easy
Assembly



Rustproof



Strength &
Durability



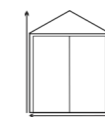
Up to 450 kg Load
on Top



Up to 30 kg Load
on Shelves



SKU: 68052



147 x 46 x 75 cm
57.87 x 18.11 x 29.53 inch



SCAN FOR
MORE DETAILS

WESTON 72" DESK

A robust and versatile desk that features two wide open shelves to store items and a large work surface that has limitless possibilities for use and storage.

Whether you want to create a home office space, a study space or a gaming space, Weston Desk is built to endure daily use due to its mega strong powder coated steel frame and solid wood acacia top that is stained to perfection.

Whatever your needs, our desk will help you create a place that motivates, inspires or lets you just have fun.



Two Wide Open Shelves



Anti-Slippery Under Feet for Stability



Heavy Duty & Powder Coated Steel Frame

AVAILABLE IN:

Brown & Grey



Tough, Scratch-Resistant Powder Coated Finish



Solid Acacia Rubberwood Top & Drawers



INDOOR FURNITURE



Easy Assembly



Rustproof



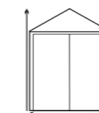
Strength & Durability



Up to 450 kg Load on Top



SKU: 68052



183 x 61 x 77.5 cm
72 x 24 x 31 inch



SCAN FOR MORE DETAILS

JACKSON 62" DESK

A robust and versatile desk that features two drawers and a large work surface that has limitless possibilities for use and storage.

Whether you want to create a home office space, a study space or a gaming space, Jackson is built to endure daily use due to its mega strong powder coated steel frame and solid wood acacia top that is stained to perfection.

Whatever your needs, our desk will help you create a place that motivates, inspires or lets you just have fun.



Anti-Slippery Under Feet for Stability



Strong Drawer Latch Handles



Full Extension Drawers



One Deep Drawer to Store Tall Items



Tough, Scratch-Resistant Powder Coated Finish



Heavy Duty & Powder Coated Steel Frame

AVAILABLE IN:

Brown & Grey



Solid Acacia Rubberwood Top & Drawers



Protective Drawer Liners

INDOOR FURNITURE



Easy Assembly



Rustproof



Strength & Durability



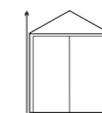
Up to 450 kg Load on Top



Up to 45 kg Load in Drawers



SKU: 68050



157.5 x 61 x 77.5 cm
62 x 24 x 31 inch



SCAN FOR MORE DETAILS

ROLLING TABLES

When you need a workspace built for everyday performance with industrial vibes, look no further than the conveniently caster- wheeled Duramax Industrial Rolling Desk model.

With a thick dark-finished wooden top and sturdy metal framing, it has the strength to last for years, no matter how busy your schedule gets.

With heavy-duty swivel caster wheels, it's also easy to move from location to location, giving it plenty of design versatility for your home or office.

These Rolling tables are ideal for all applications whether in a garage, workshop, office or as a piece of furniture.



Heavy Duty Locking Casters
(2x Swivel Casters with Brakes)




Tough, Scratch-Resistant
Powder Coated Finish



Heavy Duty & Powder Coated
Steel Frame

AVAILABLE IN:



Brown
& Grey



Solid Acacia Rubberwood
Top & Drawers



Easy
Assembly



Rustproof



Strength &
Durability



Up to 450 kg Load
on Top

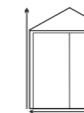
INDOOR FURNITURE



46" ROLLING WORKTABLE



SKU: 68023



117 x 61 x 94 cm
46 x 24 x 37 inch

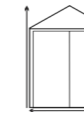


SCAN FOR
MORE DETAILS

52" ROLLING WORKTABLE



SKU: 68022



132 x 61 x 37 cm
52 x 24 x 37 inch

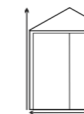


SCAN FOR
MORE DETAILS

62" ROLLING WORKTABLE



SKU: 68021



157.5 x 61 x 94 cm
62 x 24 x 37 inch

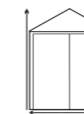


SCAN FOR
MORE DETAILS

72" ROLLING WORKTABLE



SKU: 68020



183 x 61 x 94 cm
72 x 24 x 37 inch



SCAN FOR
MORE DETAILS

FELIX WOOD DESKS

Felix is a stylish and contemporary desk that will blend perfectly into any room in your house.

The table has a veneer wood top that provides ample space to put a computer or laptop and includes a convenient flush drawer to store pens, paper or a laptop.

Supported by solid wood legs that contain an aluminum cross bar coated in black further accentuates the frame and provides additional support.

Felix is a versatile piece of furniture that can also be used as a console or buffet table, choice is simply yours.



Big & Convenient Single Flush Drawer



Aluminium Cross Bars for Added Strength



Solid Wood Legs

AVAILABLE IN:

Weathered Grey



Stained Veneer Wood Top



Multipurpose Contemporary Home Addition



Easy Assembly



Rustproof



Strength & Durability



Up to 300 kg Load on Top

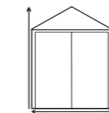


Up to 20 kg Load in Drawers

INDOOR FURNITURE



48" FELIX WOOD



120 x 61 x 75 cm
48 x 24 x 30 inch



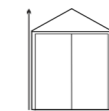
SKU: 68040



SCAN FOR MORE DETAILS



62" FELIX WOOD



157.5 x 61 x 75 cm
62 x 24 x 30 inch



SKU: 68041



SCAN FOR MORE DETAILS

SPENCE WALL MOUNTED FOLDING TABLE

Are you in need of a work surface but don't have the space to fit it in or are you a minimalist who prefers open spaces, then the Duramax Spence Folding Table is the one you have been looking for.

Strong and sturdy, it is the perfect choice for your kitchen, garage, office, laundry room, bedroom, arts and crafts room or any room.

Ideal as a workbench, table or desk, this versatile and multi-purpose foldable work top will make your room look more spacious and is ideal for apartments, lofts, tiny homes and dorms as it folds up and down quickly, allowing space to be freed up instantly.

What makes our product different, is that so much attention has been placed on the actual top itself. Stained to perfection, the wood grains are evident in each piece and reflect the beauty of the product.

So, whether you are looking to work, study or entertain, Spence is the ideal understated piece of furniture that will probably make the biggest statement in your home.



Modern Sleek Design




Modern Space Saver & Multi-Purpose Table



Easy to Open & Close with One Simple Step




Mounting Brackets Included



Solid Acacia Rubberwood Top & Shelves

AVAILABLE IN:

Macadamia



Easy Assembly



Rustproof



Strength & Durability

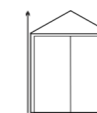


Up to 100 kg Load on Top

INDOOR FURNITURE



SKU: 68032



122 x 51 cm
48 x 20 inch



SCAN FOR MORE DETAILS

FREE STANDING CABINET

The Duramax Free Standing Cabinet is ideal for all applications whether in a garage, workshop or as a piece of furniture.

It is a large robust industrial cabinet that is the perfect addition for all storage needs.

Manufactured in metal and wood, this impressive cabinet is equipped with three full-width heavy duty metal shelves to meet all your storage needs.


Easy to assemble and move, the versatility of this product makes it ideal for your living room, dining room, bedroom, home office, kitchen, craft or hobby room.



Heavy Duty Casters
(2x Swivel Casters with Brakes)




Strong Door Latch Handles



Three Adjustable Full Width
Metal Shelves



Strong Door Hinges



Solid Acacia Rubberwood
Doors



Heavy Duty & Powder Coated
Steel Frame

AVAILABLE IN:

Brown
& Grey



Easy
Assembly



Rustproof



Strength &
Durability

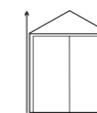


Up to 30 kg Load
on Each Shelf

INDOOR FURNITURE



SKU: 68010



91 x 46 x 167 cm
35.83 x 18.11 x 65.75 inch




SCAN FOR
MORE DETAILS

INDUSTRIAL WALL CABINET

If you are short on space and storage, then this hanging wall cabinet is the perfect choice for your home, workshop, office or garage.

Manufactured in metal and wood, the robust industrial inspired cabinet will blend into any vintage or rustic decor effortlessly.

Shipped fully assembled (only the shelf needs to be inserted) makes the installation of your cabinet "a piece of cake".



Wall Brackets Support Included



Strong Door Latch Handles



One Full Width Metal Shelves



Strong Door Hinges



Solid Acacia Rubberwood Doors



Heavy Duty & Powder Coated Steel Frame

AVAILABLE IN:

Brown & Grey



MutiPurpose Wall Cabinet



Easy Assembly



Rustproof



Strength & Durability

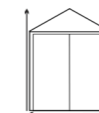


Up to 30 kg Load on Each Shelf

INDOOR FURNITURE



SKU: 68030



91.5 x 36 x 51 cm
36 x 14 x 20 inch



SCAN FOR MORE DETAILS

MILO BARN DOOR

Are you looking for a barn door that isn't so rustic but provides a more modern and contemporary feel to your home or office?

Then look no further as Milo is the perfect choice when the traditional barn door just won't do.

Simple and sleek, this door option will make a statement and transform your doorway entry into a stylish passageway without compromising on functionality. Whether you are building a new home, renovating or if you just want a slight home makeover, then the Milo Barn Door is the perfect addition to transform your bedroom, closet, kitchen, family room, mud room, laundry room, home office, game room, dining room or any doorway that needs a bit of a revamp.

Easy to install and operate, each door comes fully assembled and includes the ledger board and barn door kit. This is not a flimsy door as it is made from quality solid materials, which means you are getting a high-performance, strong and durable door that makes no creaking sounds when being opened or closed like most regular doors.


A practical option that improves efficiency, flow and space while adding value to your home.



Easy Sliding Door Mechanism



Mounting Hardware Kit Included



Solid Acacia Rubberwood Top & Shelves

AVAILABLE IN:

Hickory Walnut



Ash Grey



Light Meech



Easy Assembly



Rustproof

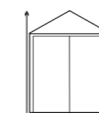


Strength & Durability

INDOOR FURNITURE



SKU: 68052



213 x 91 x 1.27 cm
84 x 36 x 1.5 inch



SCAN FOR MORE DETAILS

INDUSTRIAL STORAGE SHELVING

A robust industrial metal and wood open storage shelving unit that is sturdy and will look great in any room in your house.

Equipped with 3 solid wood acacia shelves that are stained in a natural finish and one bottom welded black powder coated wire rack, makes it ideal for storing or displaying items.

Not only is this a practical addition to your home, but a real standout piece in your living room, dining room, bedroom, home office, kitchen, craft and hobby room or garage.



Anti-Slippery Under Feet for Stability




Three Strong & Sturdy Shelves



Wire Mesh Bottom Shelf

AVAILABLE IN:

Brown & Grey



Solid Acacia Rubberwood Shelves



Heavy Duty & Powder Coated Steel Frame



Easy Assembly



Rustproof



Strength & Durability

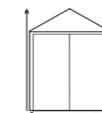


Up to 50 kg Load on Each Shelf

INDOOR FURNITURE



SKU: 68060



90 x 40 x 183 cm
35.4 x 15.7 x 72 inch



SCAN FOR MORE DETAILS

PLASTIC SHELVING RACKS

The perfect storage solution for organizing your indoors and outdoors!

These Duramax Plastic Shelving Racks are made of high-quality plastic material which makes it strong and durable and it is easily assembled in a timely manner, without the use of tools.

Weatherproof built, these Shelving Racks can organize the clutter in your garden sheds, garage, backyard, living room, bedroom, pantry, basement, and office!


A heavy-duty construction, the shelves are ventilated and can withstand a maximum weight load capacity of 40 kilograms per shelf.

As an extra safety measure, the Shelving Rack can be clamped into the wall.

These Shelving Racks are available in 3, 4 & 5 tires.



Wall Clamping Included for Extra Safety



Ventilated Shelves



Raised Feet to Protect Against Water Damage & Dirt

AVAILABLE IN:

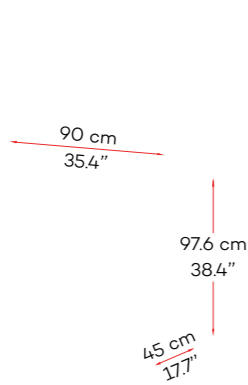
White & Black



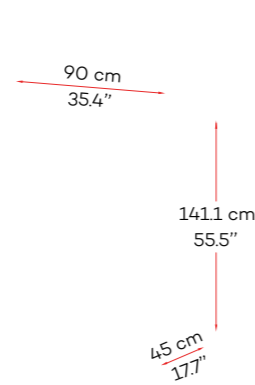
Grey



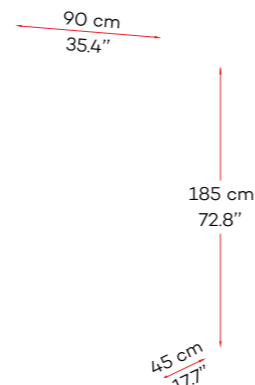
Black



Shelving Rack 3



Shelving Rack 4



Shelving Rack 5

INDOOR & OUTDOOR FURNITURE



Easy Assembly



Indoor & Outdoor Use



Water Resistance & UV Resistant



Up-to 40 kg Per Shelf



Strength & Durability



Limited 2 Year Warranty



OUTDOOR FURNITURE 122 - 135

SUN LOUNGERS 122 - 127

CEDARATTAN COLLECTION 128 - 129

CEDARGRAIN COLLECTION 130 - 131

CHAIRS & TABLES 132 - 134

STOOLS 135

OUTDOOR FURNITURE

NEWPORT LOUNGERS

Made from quality and durable rust proof aluminium and powder coated ensures its ability to withstand wind and outdoor weather conditions.

Strong and sturdy, the lounge is equipped with breathable sling material that quickly dries, not to mention that it is easy to clean and disinfect.

With 3 reclining positions and equipped with a comfy head cushion makes it perfect for unwinding, reading or just taking in the outdoors.

Flat folding, Newport is the ideal choice for beach, poolside, balcony, camping or anywhere you require a comfortable lounge that allows you to sit back and relax.



No Assembly Required.
Just Unpack & Unwind



Flat Folding Makes it Easy
to Carry & Store



3 Reclining Positions

AVAILABLE IN:



Comfy Head Rest



No Assembly



Rustproof



Strength & Durability



Water Resistance & UV Resistant

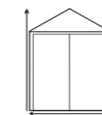


Indoor & Outdoor Use

OUTDOOR FURNITURE



SKU: 68072



91.5 x 36 x 51 cm
36 x 14 x 20 inch



SCAN FOR MORE DETAILS

NIKI SUN BED

Furnish your outdoor space tastefully with the Niki sun bed, a contemporary lounge that is made from rust free aluminium and powder coated in a robust finish to endure outdoor weather conditions.

A sleek design that fits in any setting and offers the perfect place to relax as the backrest is adjustable to suit your lounging needs.

The quick dry sling material is easy to clean and sanitize making it the perfect choice for any outdoor area.

Sit back, relax and enjoy the outdoors with the Niki sun bed.



Made of Powder Coated & Rust Free Aluminum



Contemporary Design to Spruce Up Your Outdoor Living Space



5 Reclining Positions

AVAILABLE IN:


Navy Blue



White



Grey



Breathable Sling Material, Quick & Easy to Clean



No Assembly



Rustproof



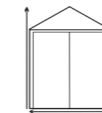
Strength & Durability



Water Resistance & UV Resistant



Indoor & Outdoor Use



191 x 64 x 29 cm
75 x 25.2 x 11.5 inch



SCAN FOR MORE DETAILS



OUTDOOR FURNITURE

CORSICA SUN BED

Relax and enjoy the great outdoors with our reclining lounger that has 5 positions that will allow you to sleep, eat, lounge and even work while taking in your natural surroundings.

Strong and sturdy, Corsica is manufactured in rust free aluminium and powder coated to withstand the outdoors.

The breathable sling material is extremely comfortable and so easy to clean, sanitize and dry.

This lounger is stackable making it easy to free up space when not in use.



Made of Powder Coated & Rust Free Aluminum



Stackable Sun Beds Allowing Easy Movement & Storage



5 Reclining Positions

AVAILABLE IN:



Breathable Sling Material, Quick & Easy to Clean

OUTDOOR FURNITURE



No Assembly



Rustproof



Strength & Durability



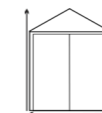
Water Resistance & UV Resistant



Indoor & Outdoor Use



SKU: 68071



191 x 64 x 29 cm
75 x 25.2 x 11.5 inch



SCAN FOR MORE DETAILS


CEDARATTAN FURNITURE

The Duramax Cedarattan Collection offers a 4-seater dining set which can go well with any garden, patio, and backyard arrangement. Designed with a rattan texture, this weatherproof dining set guarantees years of use without any wear-and-tear.


The table is easy to assemble and is free of maintenance; the legs have height adjusters that extend user convenience.

The chairs come with or without arm rests; they are well ventilated, and water does not pool during wet climates.

The Cedarattan Dining Set is the perfect set to feast indoors or outdoors with family or a small group of friends!



Hidden Metal Bars on Table for Added Strength



Parasol Holder



Height Adjustable on Table Feet

AVAILABLE IN:

- Dark Brown
- Warm Grey
- Warm Taupe



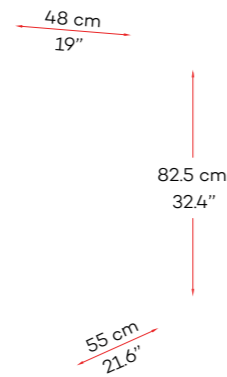
Anti-slippery Rubber Bush Under Feet for Stability



Stackable Chairs to Optimize Storage Efficiency



Cedarattan Armchair



Cedarattan Chair



Cedarattan Dining Table



Easy Assembly



Rustproof



Strength & Durability



Water Resistance & UV Resistant



Indoor & Outdoor Use



Up to 75 kg Load on Table



Up to 120 kg Load on Chairs

OUTDOOR FURNITURE



ARMCHAIR



SCAN FOR MORE DETAILS

CHAIR



SCAN FOR MORE DETAILS

4-SEATER TABLE



SCAN FOR MORE DETAILS

CEDARGRAIN FURNITURE

Never compromise on the quality of your dining set! Walk into a world of beauty and elegance with this Cedargrain Dining Set.

The fine yet extremely durable set is designed to give you a comfortable seating experience.

With its adjustable legs, this table can easily fit into smaller spaces in your garden or patio.

The chairs come with or without arm rests; they are well ventilated, and water does not pool. The chairs also offers distinct backrests.

This dining set will add beauty to any environment while providing you with a relaxing and peaceful time with family and friends.



Hidden Metal Bars on Table for Added Strength



Parasol Holder



Height Adjustable on Table Feet

AVAILABLE IN:

Dark Grey



Dark Brown



Anti-slippery Rubber Bush Under Feet for Stability



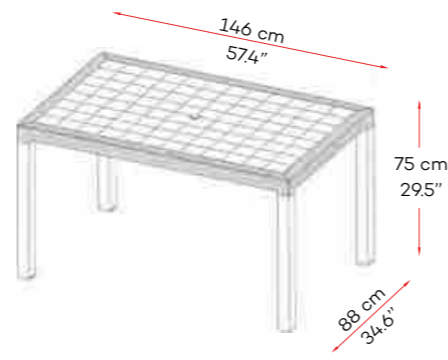
Stackable Chairs to Optimize Storage Efficiency



Cedargrain Armchair



Cedargrain Chair



Cedargrain Dining Table



Easy Assembly



Rustproof



Strength & Durability



Water Resistance & UV Resistant



Indoor & Outdoor Use



Up to 75 kg Load on Table



Up to 120 kg Load on Chairs

OUTDOOR FURNITURE



ARMCHAIR



SCAN FOR MORE DETAILS

CHAIR



SCAN FOR MORE DETAILS

6-SEATER TABLE



SCAN FOR MORE DETAILS

PLASTIC FURNITURE

Unwind in style with the Duramax Plastic Outdoor Furniture, the perfect addition to your outdoor oasis.

Made from high quality plastic material, the chairs are designed stackable for storage efficiency and are available with or without arm rests so to offer unmatched comfort with its plush and textured backrest, inviting you to lounge and relax for hours.

The tables feature parasol holders and adjustable legs.

Built to withstand the elements, the furniture are resistant to water damage and fading from sunlight, ensuring a long-lasting and beautiful addition to your outdoor space.

Transform your outdoor living space with the Duramax plastic furniture and create a cozy and stylish heaven where you can unwind and recharge in comfort.



Easy Assembly



Rustproof



Strength & Durability



Water Resistance & UV Resistant



Indoor & Outdoor Use

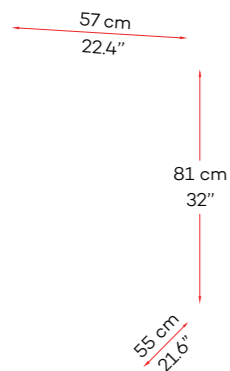
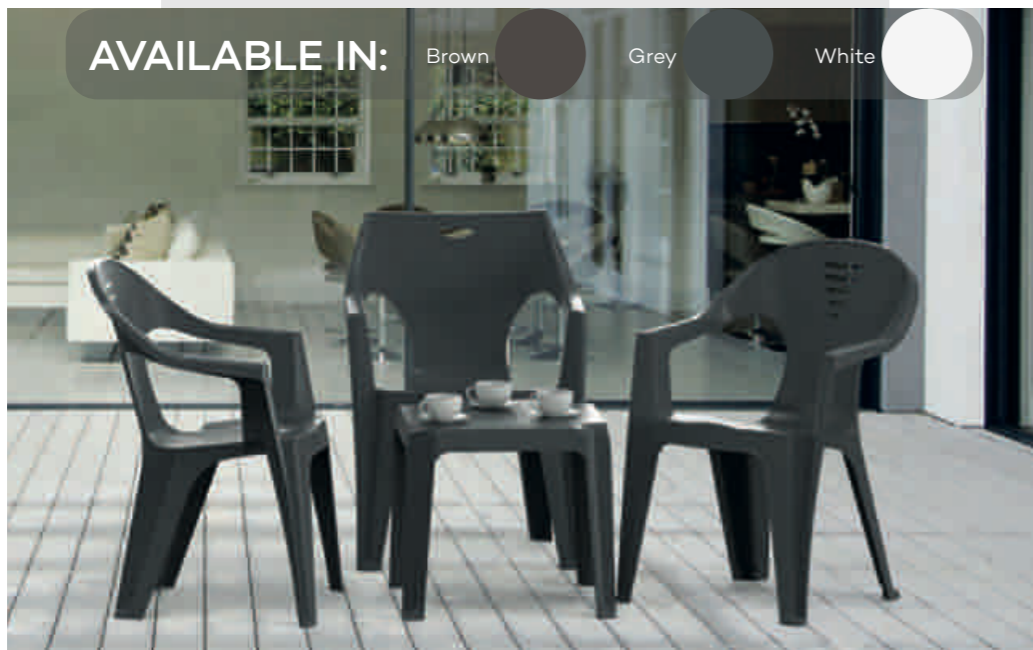
REGINA & DUKE SITTING SET

AVAILABLE IN:

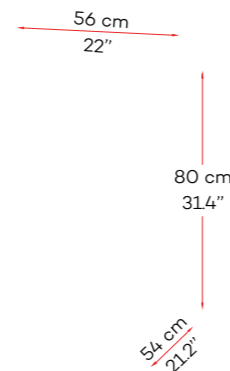
Brown

Grey

White

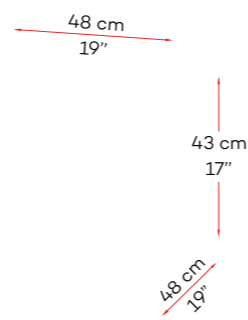


Duke Armchair



Regina Armchair

www.duramaxbp.com



Regina Table

OUTDOOR FURNITURE

PORTABLE SITTING SET

AVAILABLE IN:


Brown

Grey

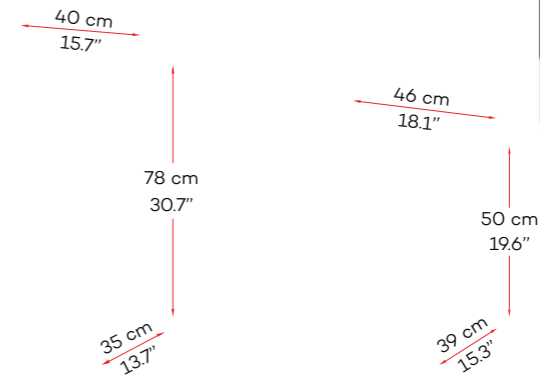
White



Easy Folding Mechanism



Height Adjustable on Table Feet



2x Folding Chair

Portable Table

PLASTIC CHAIRS



Queen Chair
59 x 58 x 93 cm
23.2 x 22.8 x 36.6 inch

Contessa Chair
54 x 46 x 85 cm
21.2 x 18.1 x 33.5 inch

www.duramaxbp.com

Regal Chair
54 x 46 x 85 cm
21.2 x 18.1 x 33.5 inch

PLASTIC FURNITURE

PLASTIC TABLES



Square Table 85 cm
85 x 85 x 78 cm
33.46 x 33.46 x 30.7 inch



Square Table 100 cm
100 x 100 x 78 cm
39.37 x 39.37 x 30.7 inch

Long Table 137 cm
137 x 85 x 70 cm
53.94 x 33.46 x 27.56 inch



Round Table 85 cm
Dia. 85 x 70 cm
Dia. 33.46 x 27.56 inch



Round Table 90 cm
Dia. 90 x 70 cm
Dia. 35.43 x 27.56 inch

OUTDOOR FURNITURE

PLASTIC STOOLS



Ladder Stool
47 x 46 x 41 cm
18.5 x 18.11 x 16.14 inch

Step Stool
35 x 29 x 24 cm
13.78 x 11.42 x 9.45 inch



Square Stool
37 x 37 x 46 cm
14.57 x 14.57 x 18.11 inch



Round Stool
Dia. 34 x 48 cm
Dia. 13.39 x 18.9 inch



Rattan Step Stool
30 x 30 x 28 cm
11.81 x 11.81 x 11.02 inch

Rattan High Stool
29 x 29 x 45 cm
11.42 x 11.42 x 17.72 inch



ICE BOXES & COOLERS 138 - 157

BEVERAGE CART ICE BOX 138 - 139

TROLLEY ICE BOXES 140 - 141

PICNIC ICE BOXES 142 - 145

DELUXE ICE BOXES 146 - 149

CHILL BOXES 150 - 151

SQUARE COOLERS 152 - 153

PICNIC COOLERS 154 - 155

DELUXE COOLERS 156 - 157

JUGS 158 - 159

ICEBOXES & COOLERS

PATIO BEVERAGE CART COOLER

The perfect addition to your outdoor gatherings!

The Duramax Patio Beverage Cooler is the best idea for the pool, patio, BBQ area, camping, picnic, schools, parties, and other outdoor activities.

With 70 Liters / 18.5 Gallons of storage and its convenient wheels, it can be moved around with ease, keeping your drinks cold wherever you go.

Plus, it comes equipped with a bottle opener for added convenience.

Keep your drinks icy-cold and party-ready with the KeepCold Patio Icebox Cart!



Equipped with Bottle Opener & Cap Collector



4x Lockable Wheels for Easy Mobility



Ergonomic Handles for Easy Handling



Leakproof Tap for Easy Drainage of Water



Metal Storage Shelf



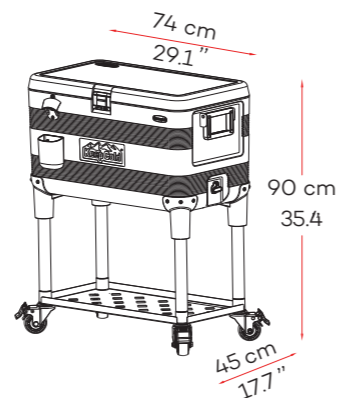
Thick Polyurethane Insulation - Up to 6 Days of Ice Retention

Dimensions in cm: 74 x 45 x 90 cm
Dimensions in inch: 29.1 x 17.7 x 35.4 inch

Capacity: 70 Liters / 18.5 Gallons

Can Capacity: 110 Cans

Ice Retention Days: 6 Days



Easy Assembly



Strength & Durability



Secure Side Handles



Easy Mobility



Drain Tap



Snap Lock



Holds 1.5L Bottle Upright



Limited 7-Year Warranty

TROLLEY ICE BOXES

The perfect addition to your outdoor gatherings!

The Duramax Patio Beverage Cooler is the best idea for the pool, patio, BBQ area, camping, picnic, schools, parties, and other outdoor activities.

With 70 Liters / 18.5 Gallons of storage and its convenient wheels, it can be moved around with ease, keeping your drinks cold wherever you go.

Plus, it comes equipped with a bottle opener for added convenience.

Keep your drinks icy-cold and party-ready with the KeepCold Patio Icebox Cart!



Equipped Wheels & Telescopic Handle for Easy Mobility



Cup Holders for Easy Access to Beverages



Molded-in Handle Grips

AVAILABLE IN:

Dark Grey



Red



White



Leakproof Tap for Easy Drainage of Water



Thick Polyurethane Insulation - Up to 4 Days of Ice Retention

TROLLEY ICE BOX 30

Dimensions in cm: 41.5 x 38.5 x 41.1 cm
Dimensions in inch: 16.3 x 15.2 x 16.2 inch

Capacity: 30 Liters / 7.92 Gallons

Can Capacity: 45 Cans

Ice Retention Days: 4 Days

TROLLEY ICE BOX 45

Dimensions in cm: 45.5 x 43.5 x 47.3 cm
Dimensions in inch: 17.9 x 17.1 x 18.6 inch

Capacity: 70 Liters / 18.5 Gallons

Can Capacity: 71 Cans

Ice Retention Days: 4 Days



No Assembly



Strength & Durability



Cup Holder



Easy Mobility



Drain Tap



Snap Lock



Holds 1.5L Bottle Upright



Limited 7-Year Warranty



PICNIC ICE BOXES

Enjoy an afternoon in the sun, a romantic picnic for two, or a rowdy tailgate party with your friends and family, without the worry of spoiling or melting.

The Duramax Keep Cold Picnic Ice Boxes are available in a variety of sizes and are design to keep everything at the perfect temperature, so you can indulge in every single bite or sip thanks to the Polyurethane U-insulation which improves the cooling performance of the iceboxes.

The lightweight and portable design makes it easy to carry, so you can focus on exploring new places and creating unforgettable memories, instead of carrying heavy and cumbersome coolers.

Say goodbye to soggy food and lukewarm beverages, and say hello to the ultimate outdoor dining experience with the KeepCold Picnic Ice Boxes.



No Assembly



Strength & Durability



Cup Holder



Drain Tap
(24, 46 & 60L)



Secure Top Handle
(24L)



Secure Locking Handles
(46 & 60L)



Holds 1.5L Bottle Upright



Limited 7-Year Warranty

AVAILABLE IN:

Dark Grey



Red



Light Blue



PICNIC ICE BOX 24



Dimensions in cm: 41.5 x 28 x 35 cm
Dimensions in inch: 16.3 x 11.1 x 13.8 inch

Capacity: 24 Liters / 6.35 Gallons

Can Capacity: 36 Cans

Ice Retention Days: 3 Days

PICNIC ICE BOX 46



Dimensions in cm: 64 x 33.5 x 37 cm
Dimensions in inch: 25.2 x 13.2 x 14.5 inch

Capacity: 46 Liters / 12.15 Gallons

Can Capacity: 65 Cans

Ice Retention Days: 3 Days

PICNIC ICE BOX 60



Dimensions in cm: 72 x 38.5 x 39 cm
Dimensions in inch: 28.3 x 15.2 x 15.3 inch

Capacity: 60 Liters / 15.85 Gallons

Can Capacity: 96 Cans

Ice Retention Days: 6 Days

PICNIC ICE BOX 5



Dimensions in cm: 27 x 20 x 19 cm
Dimensions in inch: 10.6 x 7.9 x 7.5 inch
Capacity: 5.4 Liters / 1.43 Gallons
Can Capacity: 6 Cans
Ice Retention Days: 1 Day

PICNIC ICE BOX 10



Dimensions in cm: 35 x 23 x 31 cm
Dimensions in inch: 13.8 x 9 x 12.2 inch
Capacity: 10 Liters / 2.64 Gallons
Can Capacity: 17 Cans
Ice Retention Days: 3 Days

PICNIC ICE BOX 20



Dimensions in cm: 41 x 28 x 37 cm
Dimensions in inch: 16.1 x 11 x 14.6 nch
Capacity: 20 Liters / 5.28 Gallons
Can Capacity: 30 Cans
Ice Retention Days: 5 Days

PICNIC ICE BOX 30



Dimensions in cm: 46 x 29 x 38 cm
Dimensions in inch: 18.1 x 11.4 x 15 nch
Capacity: 30 Liters / 7.93 Gallons
Can Capacity: 47 Cans
Ice Retention Days: 6 Days



DELUXE ICE BOXES

For your next outdoor adventures, ditch your bulky coolers and switch to the KeepCold Deluxe Ice Boxes with wheels.

With ample space for your favorite foods and drinks, you won't have to compromise on convenience or portability.

These ice boxes are perfect for the beach, fishing, camping, tailgating and much more as they are equipped with Polyurethane U-insulation which improves the cooling performance of the iceboxes.

Its rugged construction and durable wheels ensure your refreshments stay fresh and chilled on the go.

Enjoy the freedom and convenience of the KeepCold Deluxe Ice Boxes with Wheels, and make your next outdoor adventure more memorable.



Ergonomic Handles & Wheels for Easy Mobility & Handling



Cup Holders for Easy Access to Beverages



Partitions for Storing Items Tidily

AVAILABLE IN:



Leakproof Tap for Easy Drainage of Water



Thick Polyurethane Insulation - Up to 6 Days of Ice Retention

DELUXE TROLLEY 80

Dimensions in cm: 75 x 47 x 47 cm
Dimensions in inch: 29.5 x 18.5 x 18.5 inch

Capacity: 84 Liters / 22.2 Gallons

Can Capacity: 127 Cans

Ice Retention Days: 6 Days

DELUXE TROLLEY 102

Dimensions in cm: 83 x 47 x 52 cm
Dimensions in inch: 36.7 x 18.5 x 20.5 inch

Capacity: 102.2 Liters / 27 Gallons

Can Capacity: 150 Cans

Ice Retention Days: 6 Days



No Assembly



Strength & Durability



Cup Holder



Easy Mobility



Drain Tap



Snap Lock



Holds 1.5L Bottle Upright



Limited 7-Year Warranty



DELUXE ICE BOXES

On a hot summer day, you don't want to worry about your food and drinks getting warm and unappetizing.

Keep them cool and refreshing with the sturdy and reliable Keep Cold Deluxe Ice Boxes which are perfect for camping, fishing, beach, road trips, picnics and more.

These ice boxes are equipped with thick Polyurethane U-insulation which improves the cooling performance of the iceboxes.

With the ample space and a lightweight design, it's easy to take on-the-go.

Enjoy your time with loved ones and leave the worry of warm food behind with the Duramax Keep Cold Deluxe Ice Boxes.



No
Assembly



Strength &
Durability



Side Handles



Drain Tap



Snap Lock
Lid



Holds 1.5L
Bottle Upright



Limited 7-Year
Warranty

AVAILABLE IN:

White



Red



Orange



Blue



ICE BOXES



DELUXE ICE BOX 60



Dimensions in cm: 65 x 40 x 43 cm
Dimensions in inch: 25.6 x 15.7 x 16.9 inch

Capacity: 59.6 Liters / 15.75 Gallons

Can Capacity: 100 Cans

Ice Retention Days: 6 Days

DELUXE ICE BOX 70



Dimensions in cm: 74 x 40 x 42 cm
Dimensions in inch: 29.1 x 15.7 x 16.5 inch

Capacity: 70.8 Liters / 18.7 Gallons

Can Capacity: 110 Cans

Ice Retention Days: 6 Days

DELUXE ICE BOX 127



Dimensions in cm: 86 x 47 x 50 cm
Dimensions in inch: 33.8 x 18.5 x 19.7 nch

Capacity: 127.6 Liters / 33.71 Gallons

Can Capacity: 186 Cans

Ice Retention Days: 6 Days

DELUXE ICE BOX 144



Dimensions in cm: 103 x 47 x 48 cm
Dimensions in inch: 40.5 x 18.5 x 18.9 nch

Capacity: 144.4 Liters / 38.15 Gallons

Can Capacity: 222 Cans

Ice Retention Days: 6 Days

CHILL BOXES

For outdoor enthusiasts, having the right cooler is essential.

With the Duramax ChillBox 3-in-1 Ice Boxes, you get a set of coolers that are perfect for any adventure, whether it's a quick hike, a day at the beach, or a week-long camping trip.

With three sizes to choose from, you'll always have the right size cooler for your needs.

Keep your food and drinks fresh and cool, no matter where your adventure takes you, with the versatile and durable ChillBox 3-in-1 Ice Boxes.



No
Assembly



Strength &
Durability



Nestable
Ice Boxes



Secure Handle
Locking



Holds 1.5L Bottle
Upright (24L)

AVAILABLE IN:

Pearl
Blue



Hunter
Green



Orange



CHILL BOX 4

Dimensions in cm: 22.2 x 17.1 x 22 cm

Dimensions in inch: 8.7 x 6.7 x 8.6 inch

Capacity: 4 Liters / 1.06 Gallons

Can Capacity: 6 Cans

Ice Retention Days: 1 Day

CHILL BOX 12

Dimensions in cm: 31.2 x 23.7 x 31 cm

Dimensions in inch: 12.3 x 9.3 x 12.2 inch

Capacity: 12 Liters / 3.17 Gallons

Can Capacity: 19 Cans

Ice Retention Days: 2 Days

CHILL BOX 24

Dimensions in cm: 39 x 29.1 x 39 cm

Dimensions in inch: 15.3 x 11.5 x 15.3 inch

Capacity: 24 Liters / 6.34 Gallons

Can Capacity: 40 Cans

Ice Retention Days: 4 Days



SQUARE COOLERS

Introducing our new Square Coolers – the go-to solution for camping and beach trips.

Their unique square shape ensures efficient packing and maximum storage. The built-in cup holders on the lid provide easy access to your drinks, while the advanced Polyurethane U-insulation keeps everything refreshingly cool.

What sets these coolers apart is the seamless maintenance, facilitated by the convenient drain tap. Effortlessly manage spills and excess water, allowing you to focus on enjoying your adventure.

Stylish, practical, and innovative – our Square Coolers redefine outdoor cooling for those who demand both form and function.



Ergonomic Handles for Easy Handling




Cup Holders for Easy Access to Beverages



Secure Snap-Lock Lid

AVAILABLE IN:



Leakproof Tap for Easy Beverage Pouring



Thick Polyurethane Insulation - Up to 4 Days of Ice Retention

SQUARE COOLER 25

Dimensions in cm: 33 x 33 x 44.5 cm
Dimensions in inch: 13 x 13 x 17.5 inch

Capacity: 25 Liters / 6.6 Gallons

Ice Retention Days: 2 Days

SQUARE COOLER 35

Dimensions in cm: 37.5 x 37.5 x 44.5 cm
Dimensions in inch: 14.8 x 14.8 x 17.5 inch

Capacity: 35 Liters / 9.25 Gallons

Ice Retention Days: 2 Days



No Assembly



Strength & Durability



Cup Holder



Side Handles



Drain Tap



Snap Lock Lid



Limited 7-Year Warranty



Experience refreshing hydration on the go with the portable Keep Cold Picnic Water Coolers.

Perfect for outdoor adventures, this cooler keeps drinks icy cold for hours, providing you with cool and refreshing drinks anytime.

Its sleek and compact design makes it easy to carry and fits comfortably in your backpack or picnic basket. Share a cold drink with your friends and family with this essential addition to your outdoor gear.

Don't settle for warm and uninspiring drinks, upgrade your outdoor experience with the Keep Cold Picnic Water Coolers.

AVAILABLE IN:

Light Blue



Teal Green



Red



PICNIC COOLER 4

Dimensions in cm: Dia. 22 x H 27 cm

Dimensions in inch: Dia. 8.6 x H 10.6 inch

Capacity: 4 Liters / 1.06 Gallons

Ice Retention Days: 8 Hours

PICNIC COOLER 8

Dimensions in cm: Dia. 26 x H 32 cm

Dimensions in inch: Dia. 10.2 x H 12.6 inch

Capacity: 8 Liters / 2.11 Gallons

Ice Retention Days: 14 Hours

PICNIC COOLER 12

Dimensions in cm: Dia. 30 x H 36 cm

Dimensions in inch: Dia. 11.8 x H 14.2 inch

Capacity: 12 Liters / 3.17 Gallons

Ice Retention Days: 1 Day



No Assembly



Strength & Durability



Easy Carrying Bail Handle



Drain Tap



DELUXE COOLERS

Looking for a water cooler that won't let you down?
Meet the Keep Cold Jumbo Deluxe Water Coolers - your ultimate companion for large events and gatherings. Say goodbye to warm drinks and hello to refreshing, ice-cold beverages that will quench your thirst and keep you feeling hydrated all day long.

With its spacious interior and sturdy construction, this water cooler is the perfect choice for everything from backyard barbecues to corporate picnics.

Fill it up with your favorite drinks, transport it with ease, and keep your guests refreshed and hydrated all day long.

It's the perfect addition to any event and a must-have for anyone who values quality and performance.

AVAILABLE IN:

Red



Orange



Blue



DELUXE COOLER 20

Dimensions in cm: Dia. 32 x H 46 cm

Dimensions in inch: Dia. 12.6 x H 18.1 inch

Capacity: 20 Liters / 5.28 Gallons

Ice Retention Days: 13 Hours

DELUXE COOLER 26

Dimensions in cm: Dia. 35 x H 52 cm

Dimensions in inch: Dia. 13.8 x H 20.5 inch

Capacity: 26 Liters / 6.87 Gallons

Ice Retention Days: 10 Hours

DELUXE SUPER COOLER 35

Dimensions in cm: Dia. 45 x H 56 cm

Dimensions in inch: Dia. 17.7 x H 22 inch

Capacity: 35 Liters / 9.25 Gallons

Ice Retention Days: 14 Hours

DELUXE SUPER COOLER 60

Dimensions in cm: Dia. 54 x H 63 cm

Dimensions in inch: Dia. 21.3 x H 24.8 inch

Capacity: 59 Liters / 15.59 Gallons

Ice Retention Days: 1 Day



No
Assembly



Strength &
Durability



Drain Tap



Side Handles



Holds 1.5L
Bottle Upright



Stay refreshed and hydrated all day long with the Keep Cold Plastic Water Jugs from Duramax.

Available in a variety of sizes and models, each one has its own features and benefits. Made with high-quality materials, you can trust that your drinks are safe and free from harmful chemicals.

These jugs come either with or without insulation and are the perfect match for group events, picnics, and outings as it keeps your hydration needs covered all day.

Enjoy your beverage at the perfect temperature!

THERMAL JUG WITH STRAP



Dimensions in cm: Dia. 19 x H 26 cm
Dimensions in inch: Dia. 7.5 x 10.2 inch

Capacity: 1.8 Liters / 0.48 Gallon

Grey  Red  Blue  Sand 

WATER COOLER 1/2G



Dimensions in cm: Dia. 19 x H 25 cm
Dimensions in inch: Dia. 7.5 x 9.8 inch

Capacity: 2 Liters / 0.53 Gallon

Teal Green  Red  Light Blue 

INSULATED WATER JUG 1.5



Dimensions in cm: Dia. 12 x H 25 cm
Dimensions in inch: 4.7 x 9.8 inch

Capacity: 1.5 Liters / 0.4 Gallon




Teal Green  Red  Light Blue 

WATER JUG WITH ICE HOLDER



Dimensions in cm: 23 x 12 x 26 cm
Dimensions in inch: 9.1 x 4.7 x 10.2 inch

Capacity: 2.5 Liters / 0.66 Gallon

Transparent  Blue  Green 



No Assembly



Strength & Durability



Drain Tap



Easy Carrying Handle



Holds 1.5L Bottle Upright





www.harwal.net